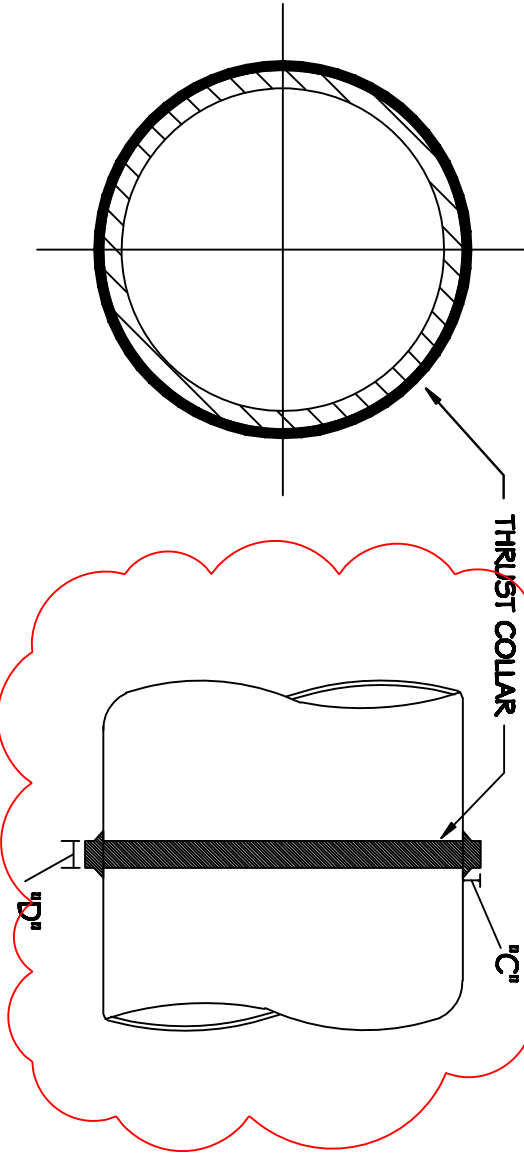


REINFORCING REQUIREMENTS

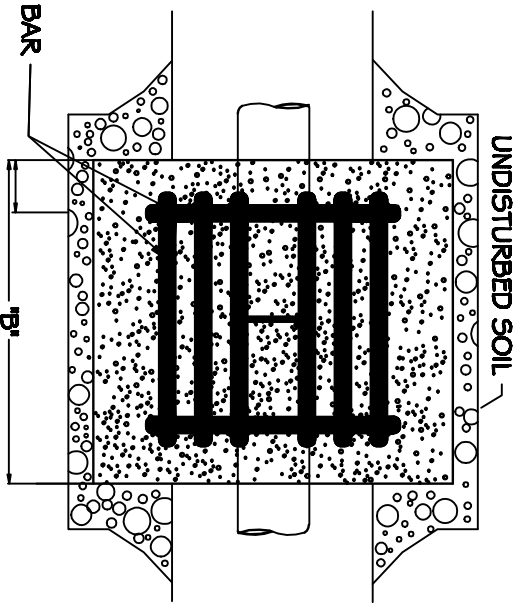
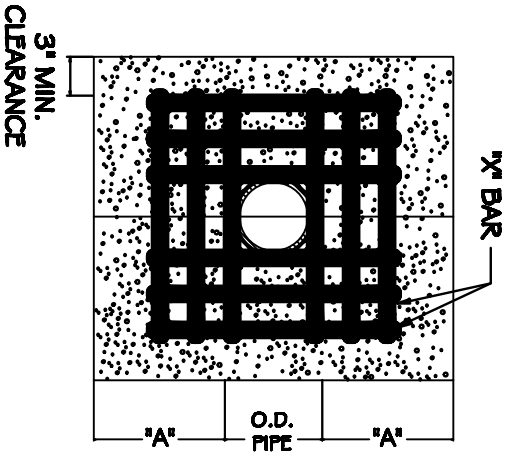
I.D. PIPE	REBAR SIZE	3/4" BAR LENGTH	3/4" BAR WEIGHT	3/4" BAR LENGTH	3/4" BAR WEIGHT	NO. REQUIRED
6" - 36"	#5	2'-2" + O.D. PIPE	1.043 LBS/FT	1'-1"	1.1 LBS. EACH	X-24, Y-12
48" & greater	#6	3'-0" + O.D. PIPE	1.502 LBS/FT	1'-3"	1.9 LBS. EACH	X-24, Y-12



- NOTES:
1. SEE STANDARD DETAIL R-6 FOR THRUST BLOCK LOCATIONS.
 2. CONCRETE SHALL BE 3000 PSI AND TRANSIT MIXED.
 3. REINFORCING BARS SHALL BE DEFORMED AND TIED TOGETHER.
 4. TRENCH BOTTOM WIDTH IN VICINITY OF THRUST BLOCK INSTALLATION SHALL BE THE MINIMUM WIDTH AS SHOWN ON STANDARD DETAIL R-3a.
 5. BACKFILL TAMPED IN 6" LIFTS PER STANDARD DETAIL R-3a.
 6. THRUST COLLAR MUST BE FACTORY WELDED ON BOTH SIDES ALONG BOTH EDGES OF COLLAR AROUND CIRCUMFERENCE.

THRUST COLLAR, AND THRUST SCHEDULE

I.D. PIPE	3/4"	1"	1 1/4"	1 1/2"	2"	3"	4"	5"	6"	7"
6" - 16"	1-1/4"	1-7/8"	2"	3/8"						
20" - 24"	1-1/4"	1-7/8"	3"	1/2"						
30" - 36"	1-1/4"	1-7/8"	4"	5/8"						
48" & greater	1-3/8"	1-9/8"	6"	7/8"						



CITY OF RALEIGH
 DEPARTMENT OF PUBLIC UTILITIES
 THRUST BLOCKING DESIGN DATA
 FOR DI REUSE MAINS

DWG. NO.	REVISIONS	DATE	REVISIONS	DATE
R-4a	RRH	1-21-00	J.P.S.	10-1-10
	D.H.L.	6-18-08		