

CERTIFICATE OF APPROPRIATENESS PLACARD

for Raleigh Historic Resources

Project Description:

Install exterior lighting and plaque

301 Pogue St

Address

Historic District

Raleigh Little
Theatre/Amphitheatre/Rose Garden

Historic Property

COA-0202-2018

Certificate Number

12/21/2018

Date of Issue

6/19/2019

Expiration Date

This card must be kept posted in a location within public view until all phases of the described project are complete. The work must conform with the code of the City of Raleigh and laws of the state of North Carolina. When your project is complete, you are required to ask for a final zoning inspection in a historic district area. Telephone the RHDC office at 832-7238 and commission staff will coordinate the inspection with the inspections Department. If you do not call for this final inspection, your Certificate of Appropriateness is null and void.

Signature, _____

Collette R. Kinnane

Raleigh Historic Development Commission

Pending the resolution of appeals, commencement of work is at your own risk.

Raleigh Historic Development Commission – Certificate of Appropriateness (COA) Application



**DEVELOPMENT
SERVICES
DEPARTMENT**

Development Services
Customer Service Center
One Exchange Plaza
1 Exchange Plaza, Suite 400
Raleigh, North Carolina 27601
Phone 919-996-2495
eFax 919-996-1831



<input checked="" type="checkbox"/> Minor Work (staff review) – 1 copy <input type="checkbox"/> Major Work (COA Committee review) – 10 copies <ul style="list-style-type: none"> <input type="checkbox"/> Additions Greater than 25% of Building Square Footage <input type="checkbox"/> New Buildings <input type="checkbox"/> Demo of Contributing Historic Resource <input type="checkbox"/> All Other <input type="checkbox"/> Post Approval Re-review of Conditions of Approval	<p style="text-align: center;">For Office Use Only</p> Transaction # <u>580523</u> File # <u>COA-0202-2018</u> Fee <u>30.00</u> Amount Paid <u>30.00</u> Received Date <u>12/19/18</u> Received By <u>M. Hoyle</u>
--	--

Property Street Address - 301 Pogue Street, Raleigh

Historic District – NA

Historic Property/Landmark name (if applicable) – Raleigh Little Theatre

Owner's Name – City of Raleigh

Lot size	(width in feet)	(depth in feet)
----------	-----------------	-----------------

For applications that require review by the COA Committee (Major Work), provide addressed, stamped envelopes to owners of all properties within 100 feet (i.e. both sides, in front (across the street), and behind the property) not including the width of public streets or alleys ([Label Creator](#)).

Property Address	Property Address

I understand that all applications that require review by the commission's Certificate of Appropriateness Committee must be submitted by 4:00 p.m. on the application deadline; otherwise, consideration will be delayed until the following committee meeting. An incomplete application will not be accepted.

Type or print the following:

Applicant – Raleigh Little Theatre

Mailing Address – 301 Pogue Street

City – Raleigh

State – NC


Zip Code – 27607

Date – 12/18/18

Daytime Phone – (919) 821-4579

Email Address – Charles@raleighlittletheatre.org

Applicant Signature



Will you be applying for rehabilitation tax credits for this project? Yes No

Did you consult with staff prior to filing the application? Yes No

Office Use Only

Type of Work 48, 64

Design Guidelines - Please cite the applicable sections of the design guidelines (www.rhdc.org).

Section/Page	Topic	Brief Description of Work (attach additional sheets as needed)
1.7 / 31	Lighting	<p>Adding lighting fixtures that are compatible with the scale, color and finish of the Sutton Theatre lobby exterior to illuminate the newly installed artwork (previously approved). A new transformer will be located inside the building and will contain a digital astronomic timer.</p> <p>Adding a sign to the exterior of Sutton Theatre lobby addition describing the artwork by Paris Alexander (previously approved) and now installed on the façade of the building. Sign will be consistent with other external signs already located on the campus, such as the ones located at the entrance to the Louise "Scottie" Stephenson Amphitheatre and for the William Ivey Long Family House.</p>
1.8 / 32	Signage	

Minor Work Approval (office use only)

Upon being signed and dated below by the Planning Director or designee, this application becomes the Minor Work Certificate of Appropriateness. It is valid until 06/19/2019. Please post the enclosed placard form of the certificate as indicated at the bottom of the card. Issuance of a Minor Work Certificate shall not relieve the applicant, contractor, tenant, or property owner from obtaining any other permit required by City Code or any law. Minor Works are subject to an appeals period of 30 days from the date of approval.

Signature (City of Raleigh) Collette R K Date 12/21/2018

	TO BE COMPLETED BY APPLICANT		TO BE COMPLETED BY CITY STAFF		
	YES	N/A	YES	NO	N/A
<p>Attach 8-1/2" x 11" or 11" x 17" sheets with written descriptions and drawings, photographs, and other graphic information necessary to completely describe the project. Use the checklist below to be sure your application is complete.</p> <p>Minor Work (staff review) – 1 copy</p> <p>Major Work (COA Committee review) – 10 copies</p>					
1. Written description. Describe clearly and in detail the nature of your project. Include exact dimensions for materials to be used (e.g. width of siding, window trim, etc.)	<input checked="" type="checkbox"/>				
2. Description of materials (Provide samples, if appropriate)	<input checked="" type="checkbox"/>				
3. Photographs of existing conditions are required. Minimum image size 4" x 6" as printed. Maximum 2 images per page.	<input checked="" type="checkbox"/>				
4. Paint Schedule (if applicable)	<input type="checkbox"/>	<input checked="" type="checkbox"/>			
5. Plot plan (if applicable). A plot plan showing relationship of buildings, additions, sidewalks, drives, trees, property lines, etc., must be provided if your project includes any addition, demolition, fences/walls, or other landscape work. Show accurate measurements. You may also use a copy of the survey you received when you bought your property. Revise the copy as needed to show existing conditions and your proposed work.	<input type="checkbox"/>	<input checked="" type="checkbox"/>			
6. Drawings showing existing and proposed work <ul style="list-style-type: none"> <input type="checkbox"/> Plan drawings <input type="checkbox"/> Elevation drawings showing the façade(s) <input type="checkbox"/> Dimensions shown on drawings and/or graphic scale (required) <input type="checkbox"/> 11" x 17" or 8-1/2" x 11" reductions of full-size drawings. If reduced size is so small as to be illegible, make 11" x 17" or 8-1/2" x 11" snap shots of individual drawings from the big sheet. 	<input checked="" type="checkbox"/>	<input type="checkbox"/>			
7. Stamped envelopes addressed to all property owners within 100 feet of property not counting the width of public streets and alleys (required for Major Work). Use the <u>Label Creator</u> to determine the addresses.	<input type="checkbox"/>	<input checked="" type="checkbox"/>			
8. Fee (<u>See Development Fee Schedule</u>)	<input checked="" type="checkbox"/>				

Written description of proposed work

1 - Adding lighting fixtures (3.4" x 5.35") that are compatible with the scale, color (white) and finish of the Sutton Theatre lobby exterior to illuminate the newly installed artwork, recently installed by Paris Alexander and approved by RHDC.

The transformer will be mounted inside the access closet, with control by a digital astronomic timer. Mounting just inside the access closet door gives convenient access should timer need to be adjusted but it will not be visible from the outside. Each lighting fixture will attached to wall with (4) 3/8" x 2" Tapcon masonry screws

2 - Adding a sign (bronze, 8" x 8") to the exterior of Sutton Theatre lobby addition describing the artwork by Paris Alexander (previously approved) and now installed on the façade of the building. Sign will be consistent with other external signs already located on the campus, such as the ones located at the entrance to the Louise "Scottie" Stephenson Amphitheatre and for the William Ivey Long Family House.


It will be flush mounted to the wall so no screws are visible externally.

Description of materials


The lighting fixtures are made of machine silicone magnesium aluminum alloy. The lamp is halogen.

The plaque is made of bronze with painted edges.

location of lights. see
attached sketch for details

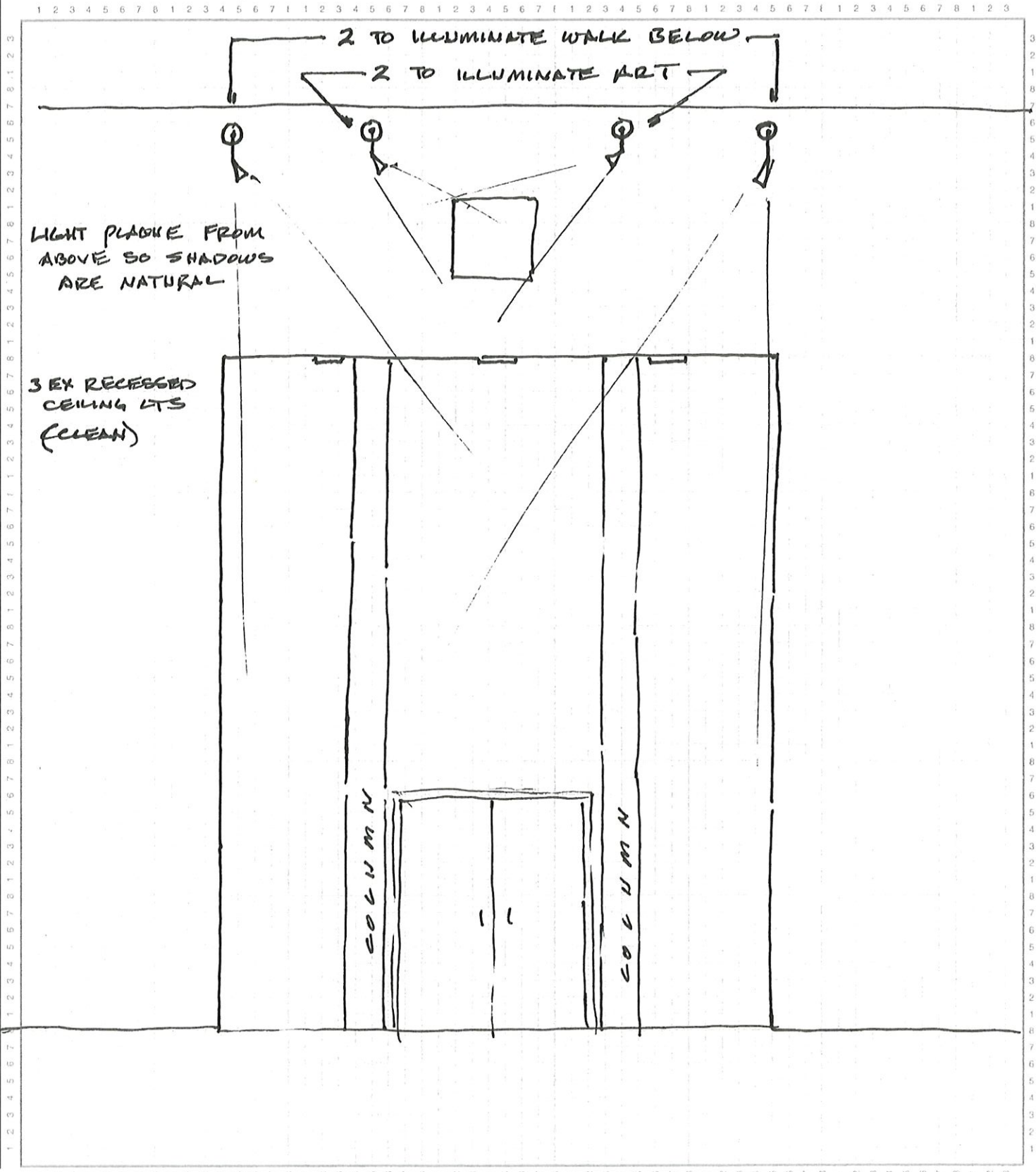


location of msw plaque



Southern Lights of Raleigh, Inc.
Provider of Distinctive Landscape Lighting
P.O. Box 17202
Raleigh, NC 27619-7202
919.755.0380 (o) 919.833.5087 (f)
www.southernlightsinfo.com
info@southernlightsinfo.com

PROJECT RALEIGH LITTLE THEATRE
ADDRESS _____
CITY _____ STATE _____ ZIP _____
PHONE _____
SCALE NTS DATE 10/12/18 DRAWN BY JG



ORDER #: 4828646

CUSTOMER PO #: PARIS ALEXANDER

SALESPERSON: Elie W. @ext:1934

DATE: 12/12/2018

Page 1/1

PRECISION TOOLED PLAQUE

MATERIAL - bronze

SIZE - 8 x 8

QTY - 1

DEPTH - 1/4" thick: painted edges

SHAPE - rectangle

COPY - raised copy- horizontal stroke

FINISH - leatherette w/brushed surface

BORDER - single line border

COLOR - 1315 dark oxide

STYLE - Flatface memorial regular

CLEAR COAT - satin

MOUNT - blind mount standard studs

ROSETTES - n/a



RAISED
■ bronze

RECESSED
■ dark oxide

PLEASE NOTE THE FOLLOWING:

used closes font to photo supplied

VERSION: 1

ZX16

Area Accent ▲ ZX16 Series



Characteristics

Listed

Standard

- Wet/Dry location rated.
- Swivel Stem | facilitates 355° deg. rotation for aiming precision on any installation plane.

Technical Data

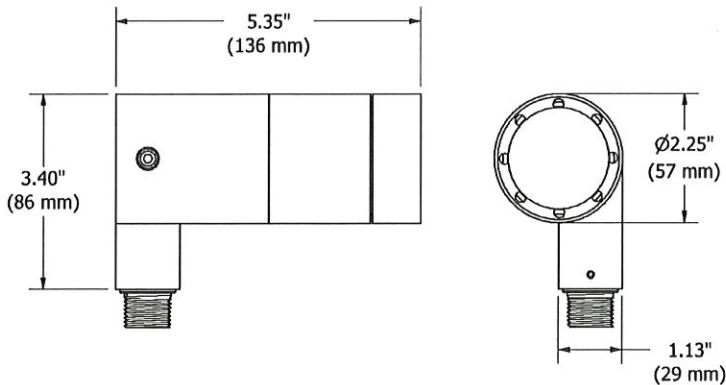
Material	Housing/Cap/Stem - Machined silicone magnesium aluminum alloy (6061-T6) resistant to corrosion Stainless steel (SS304) hardware
Lamp	Halogen MR16
Dimmability	MLV, ELV
Hoods	A, B, C
Socket	Bi-pin, GX5.3
Voltage	12V
Wattage	50W
Power Supply	Requires remote step down transformer

PROJECT

FIXTURE TYPE

Ordering Guide

Series	ZX16		
Hoods	A	B	C
Glare Shields (optional)	GSL GSA GSS		CGSL CGSA CGSS
Voltage	12V		
Wattage	50W		
Lamp	Halogen MR16		
Socket	Bi-pin GX5.3		
Stem (optional)	FSS		
Finish	BK (black) BZ (bronze) WT (white) ABK (anodized black) ACL (anodized clear) CC (custom)		



ST(XX)C

Accessories ▾ Sign Light Stems



PROJECT _____

FIXTURE TYPE _____

Characteristics

Technical Data

Ordering Guide

Features Hook arm

Series ST(XX)C

