



# CERTIFICATE OF APPROPRIATENESS PLACARD

for Raleigh Historic Resources

**Project Description:**

412 Kinsey St

Address

Mailbox/Exterior Lighting/Fans/Painting/Shed

Boylan Heights

Historic District

repairs

Historic Property

COA-0161-2018

Certificate Number

10/16/2018

Date of Issue

4/15/2019

Expiration Date

*This card must be kept posted in a location within public view until all phases of the described project are complete. The work must conform with the code of the City of Raleigh and laws of the state of North Carolina. When your project is complete, you are required to ask for a final zoning inspection in a historic district area. Telephone the RHDC office at 832-7238 and commission staff will coordinate the inspection with the inspections Department. If you do not call for this final inspection, your Certificate of Appropriateness is null and void.*

Signature, \_\_\_\_\_

*Collette R. Kinnane*

Raleigh Historic Development Commission

*Pending the resolution of appeals, commencement of work is at your own risk.*



I understand that all applications that require review by the commission's Certificate of Appropriateness Committee must be submitted by 4:00 p.m. on the application deadline; otherwise, consideration will be delayed until the following committee meeting. An incomplete application will not be accepted.

Type or print the following:

Applicant *Laura Michelle Robinson*

Mailing Address *5940 Wintergreen Drive*

City *Raleigh*

State *NC*

Zip Code *27609*

Date *Sept. 18 2018*

Daytime Phone *919 740 4886*

Email Address *shesellswine@gmail.com*

Applicant Signature *Michelle Robinson*

Will you be applying for rehabilitation tax credits for this project?  Yes  No

Did you consult with staff prior to filing the application?  Yes  No

Office Use Only

Type of Work \_\_\_\_\_

\_\_\_\_\_  
\_\_\_\_\_

**Design Guidelines** - Please cite the applicable sections of the design guidelines ([www.rhdc.org](http://www.rhdc.org)).

Section/Page	Topic	Brief Description of Work (attach additional sheets as needed)
① 2.8	Replace <sup>non-historic</sup> mailbox w/ <sup>new</sup> bronze	
② 1.7	Replace <sup>non-historic</sup> wall sconces by front door	
③	Item removed by applicant.	
④ 2.8	Install <sup>pair</sup> ceiling fans front porch	
⑤ 1.6, 2.5	Repair metal shed roof w/ <sup>metal</sup> color paint	
⑥ 1.7	Add ceiling flushmount front porch above front door	
⑦	Paint existing house numbers to match new items	

### Minor Work Approval (office use only)

Upon being signed and dated below by the Planning Director or designee, this application becomes the Minor Work Certificate of Appropriateness. It is valid until 04/16/2019. Please post the enclosed placard form of the certificate as indicated at the bottom of the card. Issuance of a Minor Work Certificate shall not relieve the applicant, contractor, tenant, or property owner from obtaining any other permit required by City Code or any law. Minor Works are subject to an appeals period of 30 days from the date of approval.

Signature (City of Raleigh) Collette R [Signature] Date 10/16/2018

	TO BE COMPLETED BY APPLICANT		TO BE COMPLETED BY CITY STAFF		
	YES	N/A	YES	NO	N/A
<p>Attach 8-1/2" x 11" or 11" x 17" sheets with written descriptions and drawings, photographs, and other graphic information necessary to completely describe the project. Use the checklist below to be sure your application is complete.</p> <p><b>Minor Work (staff review) – 1 copy</b></p> <p><b>Major Work (COA Committee review) – 10 copies</b></p>					
1. <b>Written description.</b> Describe clearly and in detail the nature of your project. Include exact dimensions for materials to be used (e.g. width of siding, window trim, etc.)	<input checked="" type="checkbox"/>				
2. <b>Description of materials</b> (Provide samples, if appropriate)	<input checked="" type="checkbox"/>				
3. <b>Photographs</b> of existing conditions are required. Minimum image size 4" x 6" as printed. Maximum 2 images per page.	<input checked="" type="checkbox"/>				
4. <b>Paint Schedule</b> (if applicable)	<input type="checkbox"/>	<input type="checkbox"/>			
5. <b>Plot plan</b> (if applicable). A plot plan showing relationship of buildings, additions, sidewalks, drives, trees, property lines, etc., must be provided if your project includes any addition, demolition, fences/walls, or other landscape work. Show accurate measurements. You may also use a copy of the survey you received when you bought your property. Revise the copy as needed to show existing conditions and your proposed work.	<input type="checkbox"/>	<input type="checkbox"/>			
6. <b>Drawings</b> showing existing and proposed work <ul style="list-style-type: none"> <li><input type="checkbox"/> Plan drawings</li> <li><input type="checkbox"/> Elevation drawings showing the façade(s)</li> <li><input type="checkbox"/> Dimensions shown on drawings and/or graphic scale (required)</li> <li><input type="checkbox"/> 11" x 17" or 8-1/2" x 11" reductions of full-size drawings. If reduced size is so small as to be illegible, make 11" x 17" or 8-1/2" x 11" snap shots of individual drawings from the big sheet.</li> </ul>	<input type="checkbox"/>	<input type="checkbox"/>			
7. Stamped envelopes addressed to all property owners within 100 feet of property not counting the width of public streets and alleys (required for Major Work). Use the <a href="#">Label Creator</a> to determine the addresses.	<input type="checkbox"/>	<input type="checkbox"/>			
8. <b>Fee</b> ( <a href="#">See Development Fee Schedule</a> )	<input checked="" type="checkbox"/>				

① 2.8 Replace Non-historic mailbox with new bronze mailbox. Mailbox color complements proposed ceiling fans & sconces. All of these complement existing dark brown storm windows and window sashes. Mailbox measures 8" x 14.5" x 5" as shown on photo.

② 1.7 Replace non-historic gold/brass wall sconces on either side of front door with oil-rubbed bronze sconces that complement color of existing storm windows and window sashes.

Item removed by applicant.

④ 2.8 Install pair of matching outdoor/wet rated ceiling fans in dark bronze color to match existing dark brown storm windows and window sashes on front porch ceiling. Fans will be centered on ceiling in the middle of each pair of front windows. Fans will be flushmounted close to ceiling. Fans are 50" wide.

⑤ 1.6, 2.5 Repair metal shed roof with Sherwin Williams Alkyd Industrial Enamel to repair pinholes allowing <sup>(first choice)</sup> rain into shed. Possible colors are B54A13 Slate Gray or B4A12 <sup>(second choice)</sup> Tower Gray. If these colors are not appropriate, this product can be painted any mixed custom color available at Sherwin Williams. Swatches attached on ~~next~~ <sup>first</sup> page.

⑥

1.7 Install new ceiling fixture on front porch centered above front door. Fixture is flushmount, and matches color of sconces on either side of front door. This color complements existing dark brown window Sashes and dark brown storm windows.

⑦

Paint existing house numbers to match new ceiling fans, sconces, flushmount & mailbox

④ Ceiling fan #1  
② Screen #1  
① Ceiling fan #2  
② Screen #2  
④ Ceiling fan #2



③ proposed double gate  
① new mailbox  
④ Paint existing house numbers



Scene #1

Scene #2

Mailbox



9:35-1



~~Cancel~~


~~New Message~~

Send

Bronze Mailbox Complements proposed ceiling fans & sconces.



All of these Complements existing dark brown storm windows and window sashes.



~~Sent from my iPhone~~



Troy Lighting / BCD9002OBZ



**NEWTON**

**BCD9002OBZ**

Shown In Old Bronze





---

## DIMENSIONAL INFORMATION

Height	23.00"
ADA Compliant	No
	4.50"W X 7.50"H
Width	8.75"
Extension	9.00"
Top To Center	19.00"

---

## SHIPPING INFORMATION

Carton 1	26.00" x 12.00" x 11.50"
Carton 1 Weight	13.23lb.
Shipping Method	UPS

---

## LAMPING INFORMATION

### Bulb 1

(2) 60 Watt Max 120

Bulb Included

No

Socket Type

**E12 Candelabra Base**

UL Rating

**WET**

---

## AVAILABLE FINISHES

Old Bronze

---

JOB/LOCATION	QUANTITY
--------------	----------

---

## NOTES

~~12-24-17~~

⑥ ceiling light flushmount ~~ball~~  
troylighting.hvlgroup.com



## NEWTON

CCD90000BZ

Shown In Old Bronze

~~MSRP \$358.00~~

IN STOCK

### SPECS

Width (Diameter) 12.75"

Sign In





**DIMENSIONAL INFORMATION** 

Height	5.75"
ADA Compliant	No
	12.88" D
Width	12.75"

**SHIPPING INFORMATION**

Carton 1	15.25" x 15.25" x 10.25"
Carton 1 Weight	13.23lb.
Shipping Method	UPS

**LAMPING INFORMATION**

**Bulb 1**

(2) 60 Watt Max 120

Bulb Included

**No**

Socket Type

**E26 Medium Base**

UL Rating

**DAMP**

**AVAILABLE FINISHES**


Old Bronze

**JOB/LOCATION      QUANTITY**

**NOTES**



2 fans will be installed centered on each pair of front porch windows that face the street, to left and right of front door.



oil-rubbed bronze finish  
complements existing bronze storm windows, and brown window sashes.





## About this item

### Features

- This fan accepts universal light kits.
- Dimensions: Height Distance from Ceiling to Bottom of Fan is 14.02", Canopy Diameter 5.22", Ceiling to Top of Fan Blades 12.64", Total Blade Span Diameter 12"
- Hanging Weight is 18. This fan is rated for Wet Locations. Download Installation Details Below.
- This fan comes included with a pull-chain.
- Comes included with blades.

### Product Energy Guide

ENERGY INFORMATION at High Speed		
Air Flow <b>5461</b> Cubic Feet Per Minute	Electricity Use <b>54</b> Watts (excludes lights)	Airflow Efficiency <b>102</b> Cubic Feet Per Minute Per Watt
Compare: 49" to 60" ceiling fans have airflow efficiencies ranging from approximately 51 to 176 cubic feet per minute per watt at high speed.		
Money Saving Tip: Turn off fan when leaving room		

### Product information Oil-Rubbed Bronze

Part

TE0100B



9:45 ↗



amazon  
prime



## Product information Oil-Rubbed Bronze

Part Number	TF910OB
Item Weight	24 pounds
Product Dimensions	13.6 x 12 x 13.6 inches
Item model number	TF910OB
Color	Oil-Rubbed Bronze
Finish	Bronze
Power Source	AC
Voltage	110 volts
Wattage	53
Item Package Quantity	1
Number Of Pieces	1
Air Flow Capacity	<del>102 CFM</del>



## Quantity

Number Of  
Pieces

1

Air Flow  
Capacity

102 CFM

Cutting  
Diameter

50.0 inches inches

[Plug Profile](#)

Sloped

Certification

Energy Star

Special  
Features

Remote\_control

Usage

Wet\_locations

Batteries  
Included?

No

Batteries  
Required?

No

Warranty  
Description

Lifetime.

Assembled  
Diameter

50 inches

---

**Additional Information**



Affordably priced, energy efficient and aesthetically pleasing, The Edgewood by Animation is the ceiling fan that has it all. In addition to earning the prestigious Energy Star rating, The Edgewood also boasts the unique capacity to operate in both dry and wet locations. This versatile ceiling fan compliments any interior or exterior design with finish options ranging from tortoise shell with dark cherry all-weather composite blades to white with white blades. The Edgewood includes a 1" x 4.5" down rod and can accommodate a ceiling slope up to 30 degrees. For rooms with low ceilings, the Edgewood can be purchased with an optional close-to-ceiling kit for a more snug fit.




### ENERGY INFORMATION at High Speed

Air Flow <b>5461</b> Cubic Feet Per Minute	Electricity Use <b>54</b> Watts (excludes lights)	Airflow Efficiency <b>102</b> Cubic Feet Per Minute Per Watt
--	--	--

**Compare: 49" to 60" ceiling fans have airflow efficiencies ranging from approximately 51 to 176 cubic feet per minute per watt at high speed.**

Money Saving Tip: Turn off fan when leaving room





10:38 ↗



Cancel

New Message

Send



Sent from my iPhone







4

1

2

