



# CERTIFICATE OF APPROPRIATENESS PLACARD

for Raleigh Historic Resources

414-416 N BLOODWORTH ST

Address

OAKWOOD

Historic District

Historic Property

106-17-MW

Certificate Number

06-22-2017

Date of Issue

12-22-2017

Expiration Date

Project Description:

- Replace existing concrete driveway with new red brick driveway

*This card must be kept pasted in a location within public view until all phases of the described project are complete. The work must conform with the code of the City of Raleigh and laws of the state of North Carolina. When your project is complete, you are required to ask for a final zoning inspection in a historic district area. Telephone the RHDC office at 832-7238 and commission staff will coordinate the inspection with the Inspections Department. If you do not call for this final inspection, your Certificate of Appropriateness is null and void.*

Signature, \_\_\_\_\_

Raleigh Historic Development Commission

*Pending the resolution of appeals, commencement of work is at your own risk.*

# Raleigh Historic Development Commission – Certificate of Appropriateness (COA) Application



**DEVELOPMENT  
SERVICES  
DEPARTMENT**

Development Services  
Customer Service Center  
One Exchange Plaza  
1 Exchange Plaza, Suite 400  
Raleigh, North Carolina 27601  
Phone 919-996-2495  
eFax 919-996-1831



<input checked="" type="checkbox"/> <b>Minor Work (staff review) – 1 copy</b>  <input type="checkbox"/> <b>Major Work (COA Committee review) – 10 copies</b> <input type="checkbox"/> Additions Greater than 25% of Building Square Footage <input type="checkbox"/> New Buildings <input type="checkbox"/> Demo of Contributing Historic Resource <input type="checkbox"/> All Other  <input type="checkbox"/> <b>Post Approval Re-review of Conditions of Approval</b>	<p style="text-align: center;"><b>For Office Use Only</b></p> <p>Transaction # <u>509732</u></p> <p>File # <u>106-17-MW</u></p> <p>Fee <u>\$29</u></p> <p>Amount Paid <u>\$29</u></p> <p>Received Date <u>4/6/17</u></p> <p>Received By <u>ACH</u></p>
--	--

**Property Street Address** 414-416-N. BLOODWORTH ST.

**Historic District** OAKWOOD

**Historic Property/Landmark name (if applicable)**

**Owner's Name** ROBERT TOMB (HORSE NOSE VILLA L.L.C.) (J.N. STONACH)

**Lot size** (width in feet) \_\_\_\_\_ (depth in feet) \_\_\_\_\_

For applications that require review by the COA Committee (Major Work), provide addressed, stamped envelopes to owners of all properties within 100 feet (i.e. both sides, in front (across the street), and behind the property) not including the width of public streets or alleys (Label Creator).

Property Address	Property Address

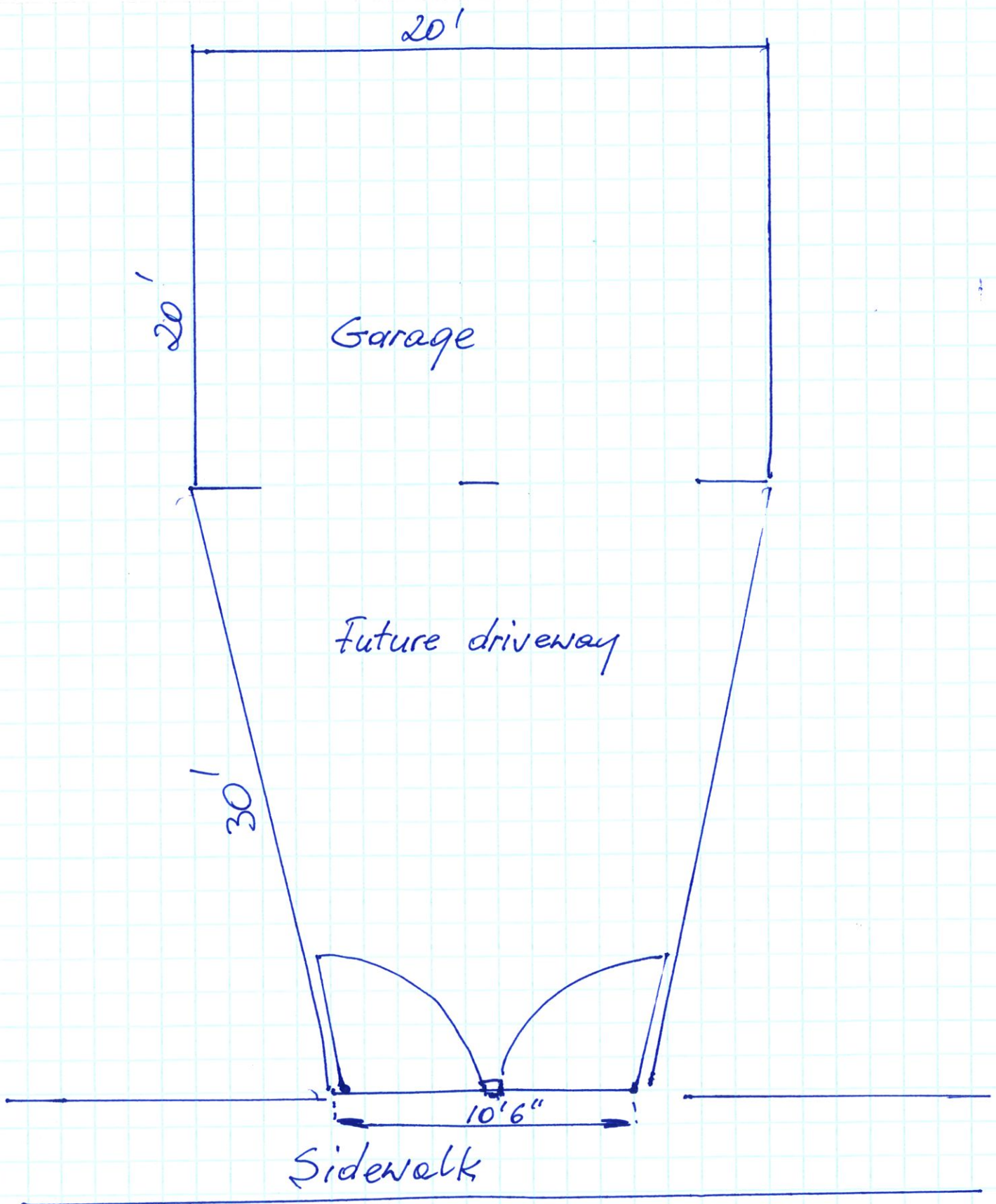


**Minor Work Approval (office use only)**

Upon being signed and dated below by the Planning Director or designee, this application becomes the Minor Work Certificate of Appropriateness. It is valid until 12/22/17. Please post the enclosed placard form of the certificate as indicated at the bottom of the card. Issuance of a Minor Work Certificate shall not relieve the applicant, contractor, tenant, or property owner from obtaining any other permit required by City Code or any law. Minor Works are subject to an appeals period of 30 days from the date of approval.


Signature (City of Raleigh) Melise Robb Date 6/22/17

	TO BE COMPLETED BY APPLICANT		TO BE COMPLETED BY CITY STAFF		
	YES	N/A	YES	NO	N/A
Attach 8-1/2" x 11" or 11" x 17" sheets with written descriptions and drawings, photographs, and other graphic information necessary to completely describe the project. Use the checklist below to be sure your application is complete.  <b>Minor Work (staff review) – 1 copy</b>  <b>Major Work (COA Committee review) – 10 copies</b>					
1. <b>Written description.</b> Describe clearly and in detail the nature of your project. Include exact dimensions for materials to be used (e.g. width of siding, window trim, etc.)	<input type="checkbox"/>				
2. <b>Description of materials</b> (Provide samples, if appropriate)	<input type="checkbox"/>				
3. <b>Photographs</b> of existing conditions are required. Minimum image size 4" x 6" as printed. Maximum 2 images per page.	<input type="checkbox"/>				
4. <b>Paint Schedule</b> (if applicable)	<input type="checkbox"/>	<input type="checkbox"/>			
5. <b>Plot plan</b> (if applicable). A plot plan showing relationship of buildings, additions, sidewalks, drives, trees, property lines, etc., must be provided if your project includes any addition, demolition, fences/walls, or other landscape work. Show accurate measurements. You may also use a copy of the survey you received when you bought your property. Revise the copy as needed to show existing conditions and your proposed work.	<input type="checkbox"/>	<input type="checkbox"/>			
6. <b>Drawings</b> showing existing and proposed work <input type="checkbox"/> Plan drawings <input type="checkbox"/> Elevation drawings showing the façade(s) <input type="checkbox"/> Dimensions shown on drawings and/or graphic scale (required) <input type="checkbox"/> 11" x 17" or 8-1/2" x 11" reductions of full-size drawings. If reduced size is so small as to be illegible, make 11" x 17" or 8-1/2" x 11" snap shots of individual drawings from the big sheet.	<input type="checkbox"/>	<input type="checkbox"/>			
7. Stamped envelopes addressed to all property owners within 100 feet of property not counting the width of public streets and alleys (required for Major Work). Use the <u>Label Creator</u> to determine the addresses.	<input type="checkbox"/>	<input type="checkbox"/>			
8. <b>Fee (See Development Fee Schedule)</b>	<input type="checkbox"/>				




















April 13, 2017



View of house at 414 N Bloodworth St.  
The garage is on 416 N Bloodworth St.





Garage at 416 N Bloodworth St.



Rear view of garage at  
416 N Bloodworth St.