



CERTIFICATE OF APPROPRIATENESS PLACARD

for Raleigh Historic Resources

611 POLK STREET

Address

OAKWOOD

Historic District

Historic Property

117-16-MW

Certificate Number

7/11/2016

Date of Issue

1/11/2017

Expiration Date

Project Description:

- Change exterior paint colors of fence.

This card must be kept pasted in a location within public view until all phases of the described project are complete. The work must conform with the code of the City of Raleigh and laws of the state of North Carolina. When your project is complete, you are required to ask for a final zoning inspection in a historic district area. Telephone the RHDC office at 832-7238 and commission staff will coordinate the inspection with the Inspections Department. If you do not call for this final inspection, your Certificate of Appropriateness is null and void.

Signature

Raleigh Historic Development Commission

Pending the resolution of appeals, commencement of work is at your own risk.



Planning & Development

Development Services
Customer Service Center
One Exchange Plaza
1 Exchange Plaza, Suite 400
Raleigh, North Carolina 27601
Phone 919-996-2495
eFax 919-996-1831

Raleigh Historic Development Commission – Certificate of Appropriateness (COA) Application



RALEIGH HISTORIC DEVELOPMENT COMMISSION

- Minor Work (staff review) – 1 copy
- Major Work (COA Committee review) – 13 copies
 - Most Major Work Applications
 - Additions Greater than 25% of Building Square Footage
 - New Buildings
 - Demo of Contributing Historic Resource
- Post Approval Re-review of Conditions of Approval

For Office Use Only

Transaction # 478631
 File # 117-16-MW
 Fee \$29.00
 Amt Paid \$29.00
 Check # 3753
 Rec'd Date 7/5/16
 Rec'd By ACH

• If completing by hand, please use **BLACK INK**. Do not use blue, red, any other color, or pencil as these do not photocopy.

Property Street Address 611 Polk Street

Historic District Oakwood

Historic Property/Landmark name (if applicable) n/a

Owner's Name Susan S. Iddings

Lot size ~ 1/4 acre (width in feet) 255' (depth in feet) 225'

For applications that require review by the COA Committee (Major Work), provide addressed, stamped envelopes to owners of all properties within 100 feet (i.e. both sides, in front (across the street), and behind the property) not including the width of public streets or alleys:

Property Address	Property Address

I understand that all applications that require review by the commission's Certificate of Appropriateness Committee must be submitted by 4:00 p.m. on the application deadline; otherwise, consideration will be delayed until the following committee meeting. An incomplete application will not be accepted.

Type or print the following:

Applicant Susan S. Iddings

Mailing Address 611 Polk Street

City Raleigh State NC Zip Code 27604

Date 7/1/2016 Daytime Phone 919 832-3978

Email Address susaniddings@gmail.com

Signature of Applicant Susan S. Iddings

Minor Work Approval (office use only)

Upon being signed and dated below by the Planning Director or designee, this application becomes the Minor Work Certificate of Appropriateness. It is valid until 11/1/17. Please post the enclosed placard form of the certificate as indicated at the bottom of the card. Issuance of a Minor Work Certificate shall not relieve the applicant, contractor, tenant, or property owner from obtaining any other permit required by City Code or any law. Minor work projects not approved by staff will be forwarded to the Certificate of Appropriateness Committee for review at the next scheduled meeting.

Signature [Signature]

Date 7/1/16

Project Categories (check all that apply):

- Exterior Alteration
- Addition
- New Construction
- Demolition

Will you be applying for state or federal rehabilitation tax credits for this project?

- Yes
- No

(Office Use Only)

Type of Work _____

51

Design Guidelines Please cite the applicable sections of the design guidelines (www.rhdc.org).

Section/Page	Topic	Brief Description of Work
2.4/14-15	Fences and Walls	Repaint existing wood picket fence &
3.0/25	Changes to Bldg. Exterior	arbor in front yard in a different color.
3.1/26-27	Wood Wood	- prepare wood for painting by cleaning
3.4/32-33	Paint and Paint Color	and repairing any deteriorated wood
		- priming any bare wood with oil primer
		paint

- apply top coats of Sherwin Williams' Resilience in a custom color mixed to match color of porch railings & balusters that are painted in Glidden paint color "Moose Point."

	TO BE COMPLETED BY APPLICANT		TO BE COMPLETED BY CITY STAFF		
	YES	N/A	YES	NO	N/A
Attach 8-1/2 " x 11" sheets with written descriptions and drawings, photographs, and other graphic information necessary to completely describe the project. Use the checklist below to be sure your application is complete. Minor Work (staff review) – 1 copy Major Work (COA Committee review) – 13 copies			✓		
1. Written description. Describe clearly and in detail the nature of your project. Include exact dimensions for materials to be used (e.g. width of siding, window trim, etc.)	<input checked="" type="checkbox"/>		✓		
2. Description of materials (Provide samples, if appropriate)	<input checked="" type="checkbox"/>		✓		
3. Photographs of existing conditions are required.	<input checked="" type="checkbox"/>		✓		
4. Paint Schedule (if applicable) <i>only painting fence and arbor same color</i>	<input checked="" type="checkbox"/>	<input type="checkbox"/>			✓
5. Plot plan (if applicable). A plot plan showing relationship of buildings, additions, sidewalks, drives, trees, property lines, etc., must be provided if your project includes any addition, demolition, fences/walls, or other landscape work. Show accurate measurements. You may also use a copy of the survey you received when you bought your property. Revise the copy as needed to show existing conditions and your proposed work.	<input type="checkbox"/>	<input checked="" type="checkbox"/>			✓
6. Drawings showing proposed work <input type="checkbox"/> Plan drawings <input type="checkbox"/> Elevation drawings showing the new façade(s). <input type="checkbox"/> Dimensions shown on drawings and/or graphic scale. <input type="checkbox"/> 8-1/2" x 11" reductions of full-size drawings. If reduced size is so small as to be illegible, make 8-1/2" x 11" snap shots of individual drawings on the big sheet.	<input type="checkbox"/>	<input checked="" type="checkbox"/>			✓
7. Stamped envelopes addressed to all property owners within 100 feet of property not counting the width of public streets and alleys. (Required for Major Work)	<input type="checkbox"/>	<input checked="" type="checkbox"/>			✓
8. Fee (<u>See Development Fee Schedule</u>)	<input checked="" type="checkbox"/>		✓		

\$29


Application for Minor Work at 611 Polk Street, Oakwood

Description of work

Change paint color of wooden picket fence and arbor in front yard from white to the color that matches the dark color of the current front and back porches railings and ballusters as well as some other house trim on the eaves.

The wooden picket fence in the front yard and the arbor over the front brick walkway leading to the house from the sidewalk was first constructed in the late 1980's. It was painted white to match all the white porch and house trim at the time. It has remained white since then, even though the house no longer has any white trim. Now that the fence is in need of repainting, I would like to change the color to match the current color of the porch railings and balusters. A few years ago my neighbor at 609 Polk Street had a stone wall built in her front yard by the sidewalk and added a wrought iron fence at the top of that wall. I think painting my fence and arbor this dark color would have the added benefit of being more congruous with the wall and fence next door.


The fence painting project will consist of pressure washing the fence, applying an oil-based primer on any exposed wood of the fence pickets and arbor, and then applying top coats of Sherwin Williams' Resilience paint, a latex paint, in a color mixed to match the porch railings and balusters, which was painted in the color "Moose Point" by Glidden. I have a can of the Glidden paint and its formula.



611 Polk Street, Oakwood



wood picket fence and arbor
to be repainted in a different color




View of fence & arbor from front porch;
note color of porch railing and balusters

611 Polk Street, Oakwood



This photo shows paint color of front porch railing and balusters



This photo shows stonewall & wrought iron fence at 609 Polk Street. I think painting the picket fence & arbor in the darker color will enhance the street scene.