



CERTIFICATE OF APPROPRIATENESS PLACARD

for Raleigh Historic Resources

319 POLK STREET

Address

OAKWOOD

Historic District

Historic Property

106-16-MW

Certificate Number

6/28/2016

Date of Issue

12/28/2016

Expiration Date

Project Description:

- Change exterior paint colors

This card must be kept pasted in a location within public view until all phases of the described project are complete. The work must conform with the code of the City of Raleigh and laws of the state of North Carolina. When your project is complete, you are required to ask for a final zoning inspection in a historic district area. Telephone the RHDC office at 832-7238 and commission staff will coordinate the inspection with the Inspections Department. If you do not call for this final inspection, your Certificate of Appropriateness is null and void.

Signature

Raleigh Historic Development Commission

Pending the resolution of appeals, commencement of work is at your own risk.

Raleigh Historic Development Commission – Certificate of Appropriateness (COA) Application



**DEVELOPMENT
SERVICES
DEPARTMENT**

Development Services
Customer Service Center
One Exchange Plaza
1 Exchange Plaza, Suite 400
Raleigh, North Carolina 27601
Phone 919-996-2495
eFax 919-996-1831



<input checked="" type="checkbox"/> Minor Work (staff review) – 1 copy <input type="checkbox"/> Major Work (COA Committee review) – 13 copies <ul style="list-style-type: none"> <input type="checkbox"/> Additions Greater than 25% of Building Square Footage <input type="checkbox"/> New Buildings <input type="checkbox"/> Demo of Contributing Historic Resource <input type="checkbox"/> All Other <input type="checkbox"/> Post Approval Re-review of Conditions of Approval	<p style="text-align: center;">For Office Use Only</p> Transaction # <u>477058</u> File # <u>106-16-MW</u> Fee <u>\$29.00</u> Amount Paid <u>\$29.00 ck#1090</u> Received Date <u>6/21/16</u> Received By <u>ACT</u>
--	--

Property Street Address <u>319 Polk Street</u>		
Historic District <u>Oakwood</u>		
Historic Property/Landmark name (if applicable) <u>Sallie Annie Bailey House</u>		
Owner's Name <u>Robin Vochnich ? Jerone Lavick</u>		
Lot size <u>13 acres</u>	(width in feet)	(depth in feet)

For applications that require review by the COA Committee (Major Work), provide addressed, stamped envelopes to owners of all properties within 100 feet (i.e. both sides, in front (across the street), and behind the property) not including the width of public streets or alleys:

Property Address	Property Address

I understand that all applications that require review by the commission's Certificate of Appropriateness Committee must be submitted by 4:00 p.m. on the application deadline; otherwise, consideration will be delayed until the following committee meeting. An incomplete application will not be accepted.

Type or print the following:

Applicant Robin Vochnich

Mailing Address 319 Polk St

City Raleigh State NC Zip Code 27604

Date 6-17-16 Daytime Phone 919 889 9476

Email Address robin@vochnich.com

Applicant Signature [Signature]

Will you be applying for state or federal rehabilitation tax credits for this project?

Yes No

Office Use Only

Type of Work _____


51

Design Guidelines - Please cite the applicable sections of the design guidelines (www.rhdc.org).


Section/Page	Topic	Brief Description of Work (attach additional sheets as needed)
<u>3.4/32</u>	<u>Paint³ Painted</u>	<u>exterior paint</u>

Minor Work Approval (office use only)

Upon being signed and dated below by the Planning Director or designee, this application becomes the Minor Work Certificate of Appropriateness. It is valid until 12/25/16. Please post the enclosed placard form of the certificate as indicated at the bottom of the card. Issuance of a Minor Work Certificate shall not relieve the applicant, contractor, tenant, or property owner from obtaining any other permit required by City Code or any law. Minor Works are subject to an appeals period of 30 days from the date of approval.

Signature (City of Raleigh)  Date 6/25/16

	TO BE COMPLETED BY APPLICANT		TO BE COMPLETED BY CITY STAFF		
	YES	N/A	YES	NO	N/A
Attach 8-1/2" x 11" sheets with written descriptions and drawings, photographs, and other graphic information necessary to completely describe the project. Use the checklist below to be sure your application is complete.			✓		
Minor Work (staff review) – 1 copy			✓		
Major Work (COA Committee review) – 13 copies					
1. Written description. Describe clearly and in detail the nature of your project. Include exact dimensions for materials to be used (e.g. width of siding, window trim, etc.)	<input checked="" type="checkbox"/>		✓		
2. Description of materials (Provide samples, if appropriate)	<input checked="" type="checkbox"/>		✓		
3. Photographs of existing conditions are required.	<input type="checkbox"/>		✓		
4. Paint Schedule (if applicable)	<input checked="" type="checkbox"/>	<input type="checkbox"/>	✓		
5. Plot plan (if applicable). A plot plan showing relationship of buildings, additions, sidewalks, drives, trees, property lines, etc., must be provided if your project includes any addition, demolition, fences/walls, or other landscape work. Show accurate measurements. You may also use a copy of the survey you received when you bought your property. Revise the copy as needed to show existing conditions and your proposed work.	<input type="checkbox"/>	<input checked="" type="checkbox"/>			✓
6. Drawings showing proposed work <ul style="list-style-type: none"> <input type="checkbox"/> Plan drawings <input type="checkbox"/> Elevation drawings showing the new façade(s) <input type="checkbox"/> Dimensions shown on drawings and/or graphic scale <input type="checkbox"/> 8-1/2" x 11" or 11" x 17" reductions of full-size drawings. If reduced size is so small as to be illegible, make 8-1/2" x 11" or 11" x 17" snap shots of individual drawings on the big sheet. 	<input type="checkbox"/>	<input checked="" type="checkbox"/>			✓
7. Stamped envelopes addressed to all property owners within 100 feet of property not counting the width of public streets and alleys (required for Major Work). Use the Label Creator to determine the addresses.	<input type="checkbox"/>	<input checked="" type="checkbox"/>			✓
8. Fee (See Development Fee Schedule)	<input checked="" type="checkbox"/>		✓		

\$ 29.00


Minor Work - COA
319 Polk Street
Raleigh NC 27604

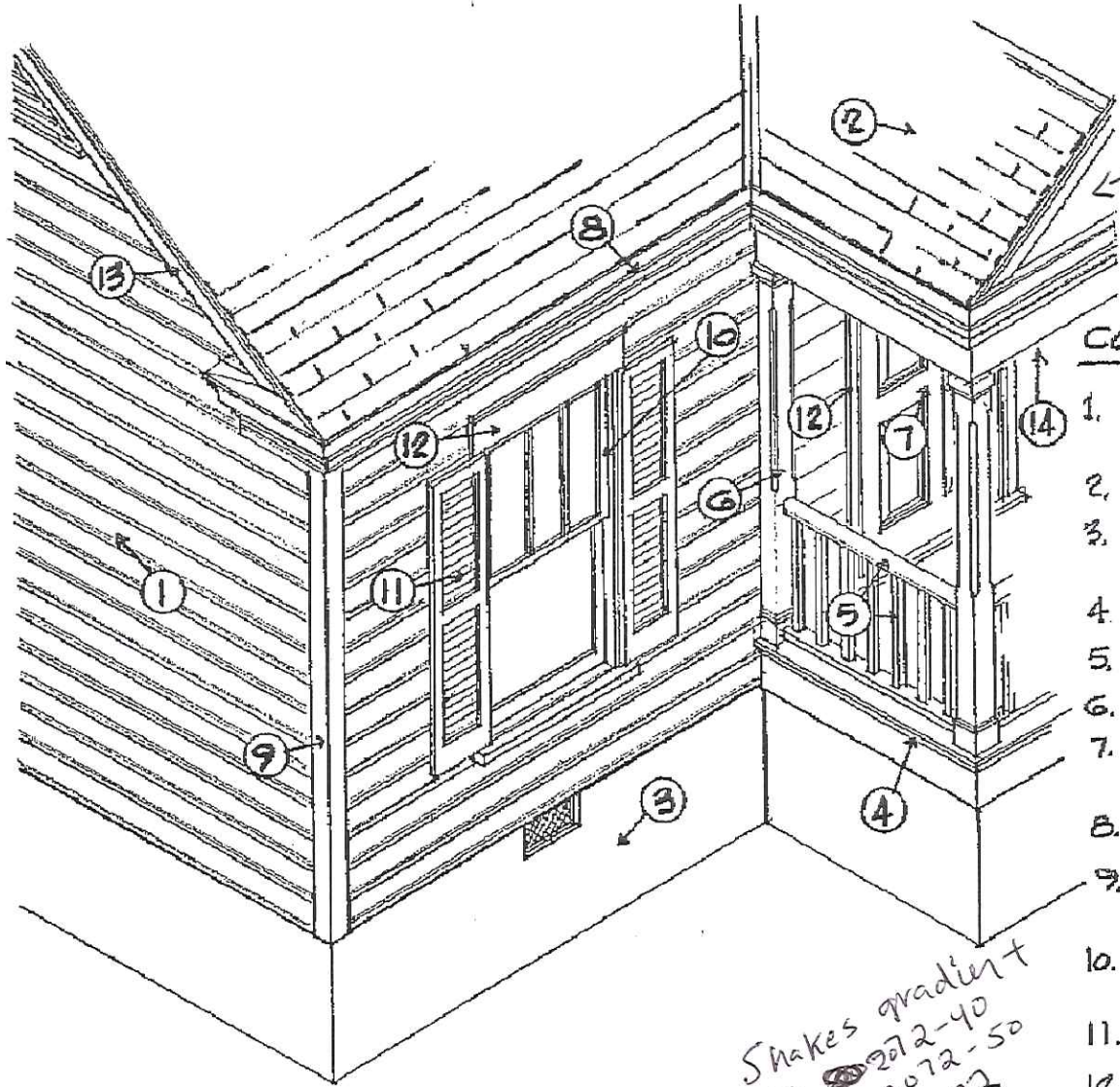
June 19th,2016

Existing:

Color is faded and flaking and in need of repair/update



~~Please refer to [unclear]~~



COLOR SCHEDULE

- 1. BODY OF HOUSE: 2072-40
- 2. ROOFING: NA
- 3. FOUNDATION: NA
- 4. PORCH FLOOR: NA
- 5. RAILING: 2069-20
- 6. COLUMNS: PM-21 for posts 2069-20 for accents 150
- 7. ENTRANCE DOOR: NA
- 8. CORNICES: _____
- 9. CORNER BOARDS: PM-21
- 10. WINDOW SASH: 2069-20
- 11. SHUTTER: NA
- 12. DOOR & WINDOW TRIM: PM-21
- 13. RAKE: PM-21
- 14. PORCH CEILING: NA

Shakes gradient Rows 2072-40
2072-50
1392

RALEIGH HISTORIC DISTRICTS

APPLICANT: Robin Vechnick
ADDRESS: 319 Polk St Raleigh NC 27604

PAINT MFR: Benjamin Moore
PLEASE SUBMIT COLOR CHIPS WITH THIS SCHEDULE

Minor Work - COA
319 Polk Street
Raleigh NC 27604

June 19th, 2016

Description:


Exterior house painting of body, railings, and trim as designated in the mock-up image and attached color schedule. The lavender was chosen for its affinity with other lavenders in the neighborhood after surveying those homes with sample swatches and consulting with a designer. It also echoes the lavender/rose color found in the front door glass. We will follow the established (existing) patterns for placement and tonality of accent colors (darker railings and 2 gradient steps on the shakes that transition from the body color).

Materials:


Benjamin Moore exterior paint colors
Please see the attached swatches



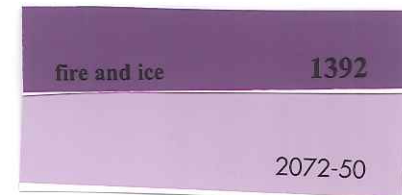
photoshop Mock-up for reference: see swatches for exact shades



Body



Trim



Shakes gradient only

Minor Work - COA
319 Polk Street
Raleigh NC 27604

June 19th, 2016

References to Similar Work

Other Oakwood Homes with
similar palette

