



CERTIFICATE OF APPROPRIATENESS PLACARD

for Raleigh Historic Resources

1 MIMOSA STREET

Address

Historic District

MORDECAI HISTORIC PARK

Historic Property

074-15-MW

Certificate Number

6/2/2015

Date of Issue

12/2/2015

Expiration Date

Project Description:

- Install 4 wood signs;
- replace bollards

This card must be kept pasted in a location within public view until all phases of the described project are complete. The work must conform with the code of the City of Raleigh and laws of the state of North Carolina. When your project is complete, you are required to ask for a final zoning inspection in a historic district area. Telephone the RHDC office at 832-7238 and commission staff will coordinate the inspection with the Inspections Department. If you do not call for this final inspection, your Certificate of Appropriateness is null and void.

Signature

Raleigh Historic Development Commission

Pending the resolution of appeals, commencement of work is at your own risk.



Planning & Development

Development Services
 Customer Service Center
 One Exchange Plaza
 1 Exchange Plaza, Suite 400
 Raleigh, North Carolina 27601
 Phone 919-996-2495
 eFax 919-996-1831

Raleigh Historic Development Commission – Certificate of Appropriateness (COA) Application



RALEIGH HISTORIC DEVELOPMENT COMMISSION

- Minor Work (staff review) – 1 copy
- Major Work (COA Committee review) – 13 copies
 - Most Major Work Applications
 - Additions Greater than 25% of Building Square Footage
 - New Buildings
 - Demo of Contributing Historic Resource
- Post Approval Re-review of Conditions of Approval

For Office Use Only

Transaction # 433981
 File # 074-15-MW
 Fee Ø CITY COA
 Amt Paid Ø
 Check # NA
 Rec'd Date 5/28/2015
 Rec'd By SNC

• If completing by hand, please use BLACK INK. Do not use blue, red, any other color, or pencil as these do not photocopy.

Property Street Address 1 Mimosa Street, Raleigh, NC 27604

Historic District

Historic Property/Landmark name (if applicable) Mordecai Historic Park

Owner's Name City of Raleigh

Lot size 2.7 acres

(width in feet)

(depth in feet)

For applications that require review by the COA Committee (Major Work), provide addressed, stamped envelopes to owners of all properties within 100 feet (i.e. both sides, in front (across the street), and behind the property) not including the width of public streets or alleys:

Property Address	Property Address

I understand that all applications that require review by the commission's Certificate of Appropriateness Committee must be submitted by 4:00 p.m. on the application deadline; otherwise, consideration will be delayed until the following committee meeting. An incomplete application will not be accepted.

Type or print the following:

Applicant **Douglas Porter**

Mailing Address **1101 Wake Forest Road**

City **Raleigh** State **NC** Zip Code **27604**

Date **5/26/2015** Daytime Phone **919-996-4362**

Email Address **douglas.porter@raleighnc.gov**

Signature of Applicant *Douglas R. Porter, Jr.*

Minor Work Approval (office use only)

Upon being signed and dated below by the Planning Director or designee, this application becomes the Minor Work Certificate of Appropriateness. It is valid until 12/2/15. Please post the enclosed placard form of the certificate as indicated at the bottom of the card. Issuance of a Minor Work Certificate shall not relieve the applicant, contractor, tenant, or property owner from obtaining any other permit required by City Code or any law. Minor work projects not approved by staff will be forwarded to the Certificate of Appropriateness Committee for review at the next scheduled meeting.

Signature *[Signature]* Date 5/2/15

Project Categories (check all that apply):

- Exterior Alteration
- Addition
- New Construction
- Demolition

Will you be applying for state or federal rehabilitation tax credits for this project?

- Yes
- No

(Office Use Only)

Type of Work Col, 99

Design Guidelines Please cite the applicable sections of the design guidelines (www.rhdc.org).

Section/Page	Topic	Brief Description of Work
2.3.4	Site Features and Planting	Replace broken yellow bollard with a black bollard that compliments wrought iron fence
2.8	Signage	Install directional signs between parking lot and Visitor Center

TO BE COMPLETED BY APPLICANT	TO BE COMPLETED BY CITY STAFF				
	YES	N/A	YES	NO	N/A
<p>Attach 8-1/2" x 11" sheets with written descriptions and drawings, photographs, and other graphic information necessary to completely describe the project. Use the checklist below to be sure your application is complete.</p> <p>Minor Work (staff review) – 1 copy</p> <p>Major Work (COA Committee review) – 13 copies</p>					
1. Written description. Describe clearly and in detail the nature of your project. Include exact dimensions for materials to be used (e.g. width of siding, window trim, etc.)	<input checked="" type="checkbox"/>				
2. Description of materials (Provide samples, if appropriate)	<input checked="" type="checkbox"/>				
3. Photographs of existing conditions are required.	<input checked="" type="checkbox"/>				
4. Paint Schedule (if applicable)	<input type="checkbox"/>	<input checked="" type="checkbox"/>			
5. Plot plan (if applicable). A plot plan showing relationship of buildings, additions, sidewalks, drives, trees, property lines, etc., must be provided if your project includes any addition, demolition, fences/walls, or other landscape work. Show accurate measurements. You may also use a copy of the survey you received when you bought your property. Revise the copy as needed to show existing conditions and your proposed work.	<input checked="" type="checkbox"/>	<input type="checkbox"/>			
6. Drawings showing proposed work <ul style="list-style-type: none"> <input type="checkbox"/> Plan drawings <input type="checkbox"/> Elevation drawings showing the new façade(s). <input type="checkbox"/> Dimensions shown on drawings and/or graphic scale. <input type="checkbox"/> 8-1/2" x 11" reductions of full-size drawings. If reduced size is so small as to be illegible, make 8-1/2" x 11" snap shots of individual drawings on the big sheet. 	<input type="checkbox"/>	<input checked="" type="checkbox"/>			
7. Stamped envelopes addressed to all property owners within 100 feet of property not counting the width of public streets and alleys. (Required for Major Work)	<input type="checkbox"/>	<input checked="" type="checkbox"/>			
8. Fee (See Development Fee Schedule)	<input type="checkbox"/>				

Application for a Certificate of Appropriateness

The following minor work is requested by Mordecai Historic Park:

1. Install two (2) new bollards at either end of the driveway through the park. Currently we have yellow bollards—one of which is broken—which are purely for function and are not in keeping with the aesthetic of the site. Mordecai Historic Park would like to replace these with black bollards that are more decorative and in keeping with the Victorian type details of the wrought iron fence surrounding the park.



Existing bollard (broken)
west entrance from
Mordecai Drive



Existing bollard
north entrance from
Cedar Street.





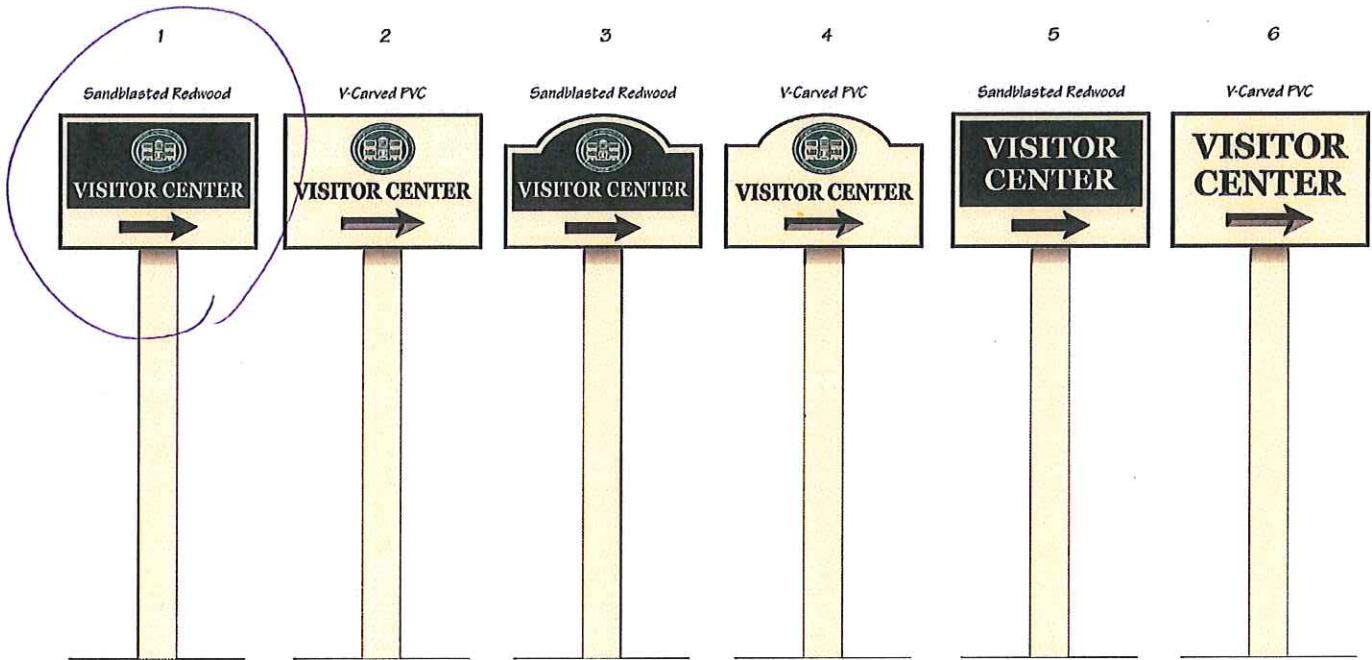
Proposed bollard
Example located at City
Cemetery

2. Install four (4) directional signs to guide visitors from the parking lot along Mimosa Street to the Visitor Center on the opposite end of the park. The signs would be 12"x18"x1.5" sandblasted redwood. They would be low to the ground and angled at 45 degrees.

Sandblasted Redwood







Sign Panels - 18"x12"
 Logo - Digital Image on Raised Oval
 Painted 4x4 PTP Post

PROJECT: <i>Montecal Historic Park/City of Raleigh</i>	DATE: <i>12-18-2014</i>	 Woodgraphics COMPLETE SIGN SOLUTIONS 3500-108 TARHEEL DR • RALEIGH, NC 27609 TEL. 919.875.4234 • FAX 919.239.8229 www.wood-graphics.com	Please Initial _____ Approved As Is _____ Approved with Indicated Changes _____ Please Change & Resubmit _____
CONTACT: _____	PHONE: _____		
ACCT EXECUTIVE: <i>Travis Hinton</i>	PAGE <i>1</i> OF <i>1</i>		
SCALE: <i>1"=1'</i>	DRAWN BY: <i>JTS</i>		

Bollard

~~scribble~~



Andrew Johnson's Birthplace 1797


Post Office 1840s

Union Boy

Chapel 1840s

Law Office 1810

Storehouse 1820s



Mitchell 18-12

3 SIGN

X Bollard

Dependency Building 1820s

2 SIGN

Mordecai House 1765 & 1826

1 SIGN



~~scribble~~

~~scribble~~
"No Smoking"

~~scribble~~