



CERTIFICATE OF APPROPRIATENESS PLACARD

for Raleigh Historic Resources

621 POLK STREET

Address

OAKWOOD

Historic District

Historic Property

167-14-MW

Certificate Number

10/28/2014

Date of Issue

4/28/2015

Expiration Date

Project Description:

- Replace non historic front porch columns and ceiling

This card must be kept posted in a location within public view until all phases of the described project are complete. The work must conform with the code of the City of Raleigh and laws of the state of North Carolina. When your project is complete, you are required to ask for a final zoning inspection in a historic district area. Telephone the RHDC office at 832-7238 and commission staff will coordinate the inspection with the Inspections Department. If you do not call for this final inspection, your Certificate of Appropriateness is null and void.

Signature, 
Raleigh Historic Development Commission

Pending the resolution of appeals, commencement of work is at your own risk.



Planning & Development

Development Services
Customer Service Center
One Exchange Plaza
1 Exchange Plaza, Suite 400
Raleigh, North Carolina 27601
Phone 919-996-2495
eFax 919-996-1831

Group # 340803

Raleigh Historic Development Commission – Certificate of Appropriateness (COA) Application



RALEIGH HISTORIC DEVELOPMENT COMMISSION

- Minor Work (staff review) – 1 copy
- Major Work (COA Committee review) – 13 copies
 - Most Major Work Applications
 - Additions Greater than 25% of Building Square Footage
 - New Buildings
 - Demo of Contributing Historic Resource
- Post Approval Re-review of Conditions of Approval

For Office Use Only

Transaction # 412614
 File # 167-14-MW
 Fee 29.00
 Amt Paid 29.00
 Check # Cash
 Rec'd Date 10-22-14
 Rec'd By Trudy McBride

• If completing by hand, please use **BLACK INK**. Do not use blue, red, any other color, or pencil as these do not photocopy.

Property Street Address 621 Polk Street Raleigh NC 27601

Historic District Oakwood

Historic Property/Landmark name (if applicable) N/A

Owner's Name Joe DeManico

Lot size 1/4 Acre (width in feet) 50 feet (depth in feet) 50 feet

For applications that require review by the COA Committee (Major Work), provide addressed, stamped envelopes to owners of all properties within 100 feet (i.e. both sides, in front (across the street), and behind the property) not including the width of public streets or alleys:

Property Address	Property Address

I understand that all applications that require review by the commission's Certificate of Appropriateness Committee must be submitted by 4:00 p.m. on the application deadline; otherwise, consideration will be delayed until the following committee meeting. An incomplete application will not be accepted.

Type or print the following:

Applicant Doster
Bob Doster

Mailing Address 311 EAST Lane St.

City Raleigh State NC Zip Code 27601

Date 22 Oct 2014 Daytime Phone 919 264-0712

Email Address Doster, bob @ gmail, com

Signature of Applicant [Signature]

Minor Work Approval (office use only)

Upon being signed and dated below by the Planning Director or designee, this application becomes the Minor Work Certificate of Appropriateness. It is valid until 4/28/15. Please post the enclosed placard form of the certificate as indicated at the bottom of the card. Issuance of a Minor Work Certificate shall not relieve the applicant, contractor, tenant, or property owner from obtaining any other permit required by City Code or any law. Minor work projects not approved by staff will be forwarded to the Certificate of Appropriateness Committee for review at the next scheduled meeting.

Signature [Signature] Date 10/28/14

Project Categories (check all that apply):

Exterior Alteration

Addition

New Construction

Demolition

Will you be applying for state or federal rehabilitation tax credits for this project?

Yes

No

(Office Use Only)

Type of Work 57


Design Guidelines Please cite the applicable sections of the design guidelines (www.rhdc.org).

Section/Page	Topic	Brief Description of Work
		Replace Porch columns
		Beardboard ceiling on porch
		Gutters

	TO BE COMPLETED BY APPLICANT		TO BE COMPLETED BY CITY STAFF		
	YES	N/A	YES	NO	N/A
<p>Attach 8-1/2 " x 11" sheets with written descriptions and drawings, photographs, and other graphic information necessary to completely describe the project. Use the checklist below to be sure your application is complete.</p> <p>Minor Work (staff review) – 1 copy</p> <p>Major Work (COA Committee review) – 13 copies</p>			✓		
1. Written description. Describe clearly and in detail the nature of your project. Include exact dimensions for materials to be used (e.g. width of siding, window trim, etc.)	<input type="checkbox"/>		✓		
2. Description of materials (Provide samples, if appropriate)	<input type="checkbox"/>				
3. Photographs of existing conditions are required.	<input type="checkbox"/>				
4. Paint Schedule (if applicable)	<input type="checkbox"/>	<input type="checkbox"/>			
5. Plot plan (if applicable). A plot plan showing relationship of buildings, additions, sidewalks, drives, trees, property lines, etc., must be provided if your project includes any addition, demolition, fences/walls, or other landscape work. Show accurate measurements. You may also use a copy of the survey you received when you bought your property. Revise the copy as needed to show existing conditions and your proposed work.	<input type="checkbox"/>	<input type="checkbox"/>			
6. Drawings showing proposed work <ul style="list-style-type: none"> <input type="checkbox"/> Plan drawings <input type="checkbox"/> Elevation drawings showing the new façade(s). <input type="checkbox"/> Dimensions shown on drawings and/or graphic scale. <input type="checkbox"/> 8-1/2" x 11" reductions of full-size drawings. If reduced size is so small as to be illegible, make 8-1/2" x 11" snap shots of individual drawings on the big sheet. 	<input type="checkbox"/>	<input type="checkbox"/>			
7. Stamped envelopes addressed to all property owners within 100 feet of property not counting the width of public streets and alleys. (Required for Major Work)	<input type="checkbox"/>	<input type="checkbox"/>			
8. Fee (See Development Fee Schedule)	<input type="checkbox"/>				











Your Store:
Cary, NC

Your Store: Cary, NC



Turncraft 7.625-in x 7.5-ft Primed Colonial Column

Item #: 258476 | Model #: P1088

Be the first to

\$99.97

Tweet 0 | +1 0 | email

FREE Store Pickup
Your order can be available for pickup in Lowe's Of Cary, NC today.

Lowe's Truck Delivery
Your order will be ready for delivery to you from your selected store.

Parcel Shipping
Unavailable for This Order
Sent by carriers like UPS, FedEx, USPS, etc.

Turncraft 7.625-in x 7.5-ft Primed Colonial Column \$99.97

Description

7.625-in x 7.5-ft Primed Colonial Column

- 1-year limited warranty
- Real wood turnings
- Sanded for easy finishing
- Factory primed for easy finishing
- Actual shaft height about 91"; adding the 2508 cap and base provides a total height of 96"


Specifications

Material	Wood	Column Design	Round
Height (Feet)	8	Load Bearing Limit (lbs.)	3258
Diameter (Inches)	8		

© 2014 Lowe's. All rights reserved. Lowe's and the gable design are registered trademarks of LF, LLC

Your Store:
Cary, NC

Your Store: Cary, NC



Turncraft 8" Colonial Injection Molded Polyurethane Column Cap and Base

Item #: 10500 | Model #: 2508



\$31.00

Tweet 0 +1 0 email

FREE
Store Pickup
 Your order can be available for pickup in Lowe's Of Cary, NC today.

Lowe's Truck Delivery
 Your order will be ready for delivery to you from your selected store.

Parcel Shipping
 Unavailable for This Order
 Sent by carriers like UPS, FedEx, USPS, etc.

Turncraft 8" Colonial Injection Molded Polyurethane Column Cap and Base \$31.00

Description

8" Colonial Injection Molded Polyurethane Column Cap and Base

- 1-year limited warranty
- Precise molded polyurethane cap and base
- Use with Turncraft P1088 wood Colonial column
- Impervious to insects, decay and rot
- Top diameter of base is 7-7/8"
- Bottom diameter of cap is 6-1/2"
- Can be used to replace existing cap/base

Specifications

Material	Primed	Size - Measurement (Inches)	8
Style Name			Colonial

Maximize your HomeDepot.com experience. Let us use your location to find your nearest store.

[Close x](#)



More saving.
More doing.


Your Store:
Garner #3631 [\(Change\)](#)

[Tool & Truck Rental](#) | [Installation Services and Repair](#) | [Gift Cards](#) | [Help](#)

Ply-Bead | Model # 538281 | Internet # 100080170 | Store SKU # 178424

Plywood Siding Plybead Panel (Common: 11/32 in. x 4 ft. x 8 ft.; Actual: 0.313 in. x 48 in. x 96 in.)

★★★★☆ (6) [Write a Review](#)



\$26.42 / each

IN STOCK AT YOUR SELECTED STORE

Garner #3631
Garner, NC 27529
[Change Pick Up Store](#)

45 In Stock
Aisle 16, Bay 004

ACCESSORIES (11)

YOUR CURRENT PRODUCT



\$26.42 /each

Ply-Bead Plywood Siding Plybead Panel...

(6)

Item Selected



\$9.97 /each

Empire True Blue 9 in. Professional Torpedo...

(27)

Select This Item



\$2.97 /each

HDX 3-1/4 in. 6-N-1 Screw Driver

(22)

Select This Item



\$12.32 /each

Husky 21 oz. Framing Hammer

(11)

Select This Item

1 of 4

1 Item(s) Selected

PRODUCT OVERVIEW Model # 538281 | Internet # 100080170 | Store SKU # 178424

The Ply-Bead 95-15/16 in. Plywood Panel resists dents, gouges, scuffs and scratches. So use it in high-activity locations such as finished basements, playrooms, exercise rooms, laundry rooms, bathrooms and garages.

California residents: see [Proposition 65 information](#) #1

- Pine plywood material
- Meets grading standards for strength and appearance
- Lightweight for easy installation
- 1.6 in. On-center beaded pattern
- Panels are shiplapped on the 8 ft. edges to virtually hide seams
- Pre-sanded, unfinished flexibility, ready to paint with acrylic latex paint
- Note: Product may vary by store

SPECIFICATIONS

Assembled Depth (in.)	0.322 in	Assembled Height (in.)	95.938 in
Assembled Width (in.)	47.938 in	Color Family	Yellow
Manufacturer Warranty	None	Material	Wood
Pressure Treated	No	Product Length (in.)	95.938
Product Width (in.)	47.938	Siding Features	Ready to Paint
Siding Type	Panel	Thickness (In.)	.322

SHIPPING AND DELIVERY OPTIONS

Store Exclusive. This item is available for purchase in select stores only.

Tully, Tania

From: Tully, Tania
Sent: Monday, October 27, 2014 12:53 PM
To: 'Bob Doster'
Subject: RE: COA

Hi Bob –

I will be working on Minor Work applications tomorrow. To help us complete our review, please provide the following items and/or clarification:

- Better quality, color photographs of existing columns, existing porch ceiling, and existing gutters;
- Description/product information sheet for new gutters.

Best,
Tania

Tania Georgiou Tully, Preservation Planner
Long Range Planning Division
Raleigh Department of City Planning
919.996.2674
919.516.2684 (fax)
tania.tully@raleighnc.gov

COA process information is available [here](#).

From: Bob Doster [<mailto:doster.bob@gmail.com>]
Sent: Wednesday, October 22, 2014 11:20 AM
To: Tully, Tania
Subject: COA

Hi Tania,

I hope you are well. I just submitted an application for COA. Please let me know if you need further information, as I'd like to get this one moving ASAP. The homeowners porch post are in very very poor shape.

The only change to the current columns is that the new columns have a single bead at the top instead of two beads. We will also add gutters and replace his sheet rock porch ceiling with a ply-bead ceiling. The house was built circa 1985.

Will pick up the COA when I hear from you. Thanks!

Best,

Bob Doster
cell 919.264.0712

Tully, Tania

From: Bob Doster <doster.bob@gmail.com>
Sent: Wednesday, October 22, 2014 11:20 AM
To: Tully, Tania
Subject: COA

Follow Up Flag: Follow up
Flag Status: Flagged

Hi Tania,

I hope you are well. I just submitted an application for COA. Please let me know if you need further information, as I'd like to get this one moving ASAP. The homeowners porch post are in very very poor shape.

The only change to the current columns is that the new columns have a single bead at the top instead of two beads. We will also add gutters and replace his sheet rock porch ceiling with a ply-bead ceiling. The house was built circa 1985.

Will pick up the COA when I hear from you. Thanks!

Best,

Bob Doster
cell 919.264.0712

Tully, Tania

From: Bob Doster <doster.bob@gmail.com>
Sent: Monday, October 27, 2014 2:58 PM
To: Tully, Tania
Subject: Re: COA
Attachments: 20141021_111458.jpg; 20141020_173156.jpg; 20141021_111514.jpg; 20141021_111506.jpg; 20141020_172457.jpg

Hi Tania,

Thank you for getting back to me. I hope the attached photos work better for you. The existing porch ceiling is sheet rock painted white, definitely not historic. There are no existing gutters which is why the homeowner's porch columns are rotting. The house was built as infill in about 1985...it has Masonite siding for example (not at all historic). I do not have a product sheet on the gutters we want to install but they will be 4" or 6" seamless aluminum (white). The houses next door to this one (also infill from same builder) have similar gutters that were installed after construction for the same reason.

Best,
Bob

From: Bob Doster [mailto:doster.bob@gmail.com]
Sent: Wednesday, October 22, 2014 11:20 AM
To: Tully, Tania
Subject: COA

Hi Tania,

I hope you are well. I just submitted an application for COA. Please let me know if you need further information, as I'd like to get this one moving ASAP. The homeowners porch post are in very very poor shape.

The only change to the current columns is that the new columns have a single bead at the top instead of two beads. We will also add gutters and replace his sheet rock porch ceiling with a ply-bead ceiling. The house was built circa 1985.

Will pick up the COA when I hear from you. Thanks!

Best,

Bob Doster

cell [919.264.0712](tel:919.264.0712)



20141020_172457



20141020_173156



20141021_111458



20141021_111506



20141021_111514



20141027_170731