



CERTIFICATE OF APPROPRIATENESS PLACARD

for Raleigh Historic Resources

1026 W SOUTH STREET

Address

BOYLAN HEIGHTS

Historic District

Historic Property

158-14-MW

Certificate Number

10/10/2014

Date of Issue

4/10/2015

Expiration Date

Project Description:

- Replace roofing shingles

This card must be kept pasted in a location within public view until all phases of the described project are complete. The work must conform with the code of the City of Raleigh and laws of the state of North Carolina. When your project is complete, you are required to ask for a final zoning inspection in a historic district area. Telephone the RHDC office at 832-7238 and commission staff will coordinate the inspection with the Inspections Department. If you do not call for this final inspection, your Certificate of Appropriateness is null and void.

Signature, _____

Raleigh Historic Development Commission

Pending the resolution of appeals, commencement of work is at your own risk.

* Please give sample back to client *



Planning & Development

Development Services
 Customer Service Center
 One Exchange Plaza
 1 Exchange Plaza, Suite 400
 Raleigh, North Carolina 27601
 Phone 919-996-2495
 eFax 919-996-1831

* URGENT: 3 major leaks in the roof

Raleigh Historic Development Commission – Certificate of Appropriateness (COA) Application



- Minor Work (staff review) – 1 copy**
- Major Work (COA Committee review) – 13 copies**
- Most Major Work Applications
- Additions Greater than 25% of Building Square Footage
- New Buildings
- Demo of Contributing Historic Resource
- Post Approval Re-review of Conditions of Approval

For Office Use Only

Transaction # 410276

File # 158-14-MW

Fee \$29.00

Amt Paid \$29.00

Check # 229

Rec'd Date 9-29-14

Rec'd By K Pruitt

• If completing by hand, please use **BLACK INK**. Do not use blue, red, any other color, or pencil as these do not photocopy.

Property Street Address **1026 west south st. raleigh nc**

Historic District **boylan heights**

Historic Property/Landmark name (if applicable)

Owner's Name **donald lewis reeves**

Lot size **.14 acre**

(width in feet) **51'**

(depth in feet) **145'**

For applications that require review by the COA Committee (Major Work), provide addressed, stamped envelopes to owners of all properties within 100 feet (i.e. both sides, in front (across the street), and behind the property) not including the width of public streets or alleys:

Property Address	Property Address

I understand that all applications that require review by the commission's Certificate of Appropriateness Committee must be submitted by 4:00 p.m. on the application deadline; otherwise, consideration will be delayed until the following committee meeting. An incomplete application will not be accepted.

Type or print the following:

Applicant **donald lewis reeves**

Mailing Address **4104 juniper ct.**

City **raleigh** State **nc** Zip Code **27612**

Date **sept. 29, 2014** Daytime Phone **919-785-3201** cell **919-801-1777**

Email Address **beckyreeves@nc.rr.com**

Signature of Applicant *Donald L. Reeves*

Minor Work Approval (office use only)

Upon being signed and dated below by the Planning Director or designee, this application becomes the Minor Work Certificate of Appropriateness. It is valid until 4/10/15. Please post the enclosed placard form of the certificate as indicated at the bottom of the card. Issuance of a Minor Work Certificate shall not relieve the applicant, contractor, tenant, or property owner from obtaining any other permit required by City Code or any law. Minor work projects not approved by staff will be forwarded to the Certificate of Appropriateness Committee for review at the next scheduled meeting.

Signature *[Signature]* Date 10/10/14

Project Categories (check all that apply):

- Exterior Alteration
- Addition
- New Construction
- Demolition

Will you be applying for state or federal rehabilitation tax credits for this project?

- Yes
- No

(Office Use Only)


Type of Work _____

GO

Design Guidelines Please cite the applicable sections of the design guidelines (www.rhdc.org).

Section/Page	Topic	Brief Description of Work
		Replace roof shingles
		* Sample provided & viewed by staff.

TO BE COMPLETED BY APPLICANT	TO BE COMPLETED BY CITY STAFF				
	YES	N/A	YES	NO	N/A
<p>Attach 8-1/2" x 11" sheets with written descriptions and drawings, photographs, and other graphic information necessary to completely describe the project. Use the checklist below to be sure your application is complete.</p> <p>Minor Work (staff review) – 1 copy</p> <p>Major Work (COA Committee review) – 13 copies</p>					
<p>1. Written description. Describe clearly and in detail the nature of your project. Include exact dimensions for materials to be used (e.g. width of siding, window trim, etc.) <i>See attached description of work from Allen; Dams Roofing (replace roof shingles) #1.</i></p>	<input checked="" type="checkbox"/>				
<p>2. Description of materials (Provide samples, if appropriate) <i>See technical information from CertainTeed #2; #4</i></p>	<input checked="" type="checkbox"/>				
<p>3. Photographs of existing conditions are required. <i>see attached # 3</i></p>	<input checked="" type="checkbox"/>				
<p>4. Paint Schedule (if applicable)</p>	<input type="checkbox"/>	<input type="checkbox"/>			
<p>5. Plot plan (if applicable). A plot plan showing relationship of buildings, additions, sidewalks, drives, trees, property lines, etc., must be provided if your project includes any addition, demolition, fences/walls, or other landscape work. Show accurate measurements. You may also use a copy of the survey you received when you bought your property. Revise the copy as needed to show existing conditions and your proposed work.</p>	<input type="checkbox"/>	<input type="checkbox"/>			
<p>6. Drawings showing proposed work</p> <ul style="list-style-type: none"> <input type="checkbox"/> Plan drawings <input type="checkbox"/> Elevation drawings showing the new façade(s). <input type="checkbox"/> Dimensions shown on drawings and/or graphic scale. <input type="checkbox"/> 8-1/2" x 11" reductions of full-size drawings. If reduced size is so small as to be illegible, make 8-1/2" x 11" snap shots of individual drawings on the big sheet. 	<input type="checkbox"/>	<input type="checkbox"/>			
<p>7. Stamped envelopes addressed to all property owners within 100 feet of property not counting the width of public streets and alleys. (Required for Major Work)</p>	<input type="checkbox"/>	<input type="checkbox"/>			
<p>8. Fee (See Development Fee Schedule)</p>	<input type="checkbox"/>				



Allen & Deans, Inc.

Attachment # 1

Post Office Box 58314 Raleigh, NC 27658-8314 Phone: 919-255-1585

9/21/2014

Ms. Becky Reeves
1026 W. South St,
Raleigh, NC 27603

REVISED PROPOSAL

SCOPE OF WORK: We will supply labor, material and insurance to remove existing shingles down to wood decking and install a 25-year, 3-tab, asphalt shingle as listed.

- (1) Install tarp(s) around house to contain debris. Use plywood as needed to protect plants and shrubs.
- (2) Remove existing shingles down to wood decking. Re-nail all loose or lifted decking.
- (3) Remove and replace damaged/rotted decking on left gable area (12'x5') and right gable area (6'x5') with new 1"x3" sub-decking and tongue and groove decking. NOTE: We cannot guaranty an exact profile match.
- (4) Replace any concealed damaged decking with owner's approval, at an additional charge of \$2.75/ In.ft.
- (5) Supply and install "ice and water shield" in all valleys.
- (6) Supply and install a 15# asphalt saturated felt paper over wood decking.
- (7) Supply and install (1)x4" pipe boots and (6) 750 static air vent flashings.
- (8) Remove existing flashing on (2) chimneys.
- (9) Supply and install "ice and water shield", aluminum step and painted aluminum counter flashing on both chimneys.
- (10) Supply and install a starter course of shingles on all rakes and eaves.
- (11) Supply and hand-nail a CertainTeed, a GAF, or an Atlas 25-year 3-tab fiberglass asphalt shingle.
Color: pewter
- (12) Remove all job related debris from site. Clean all gutters. Run magnet along all walks, drive and around perimeter of house.

Vents only approved on rear roof.
TGT
10/10/14

PROPOSAL PRICE: \$ 5,679.00

OPTIONAL: (to be added to total price) Install a Limited, Lifetime architectural shingles \$ 616.00 additional

option has BEEN selected

Workmanship Guaranteed for TEN Years and is Transferable.

YOUR COPY OF THIS CONTRACT IS ALSO YOUR INVOICE IN AGREEMENT WITH THE FOLLOWING.
Payment for the services outlined above is as follows: 45% deposit. Remaining balance due in full upon completion.

ACCEPTANCE OF PROPOSAL: _____

SIGNATURE

DATE

Sincerely,

Mathew M. Maresh

* Attachment # 2

* Description of CertainTeed Landmark Plus Roofing Shingles

**Need an Estimate?**
Find a Pro ►

The images on our website can be used to assist in your decision, but should not be relied on as the sole reference point. Due to variation in computer monitors and printers, the images shown may not exactly replicate the corresponding color, texture or appearance. To verify actual product color, texture or appearance, ask to see the actual product, available through a CertainTeed contractor or distributor. [Read More »](#)

[Overview](#) | [Technical Information](#) | [Installation](#) | [Warranty](#)

- Two-piece laminated fiber glass-based construction
- 240 lbs. per square
- UL Class A fire resistance
- UL certified to meet ASTM D3462
- UL certified to meet ASTM 3018 Type I
- Conforms to CSA standard A123.5
- Miami-Dade Product Control Acceptance: Please see the Notice of Acceptance (NOA) to determine approved products by manufacturing location.













1026 West South

Attachment # 3

photo (2)



LANDMARK™ color palette



Pewter

Shown in Weathered Wood

