

# CERTIFICATE OF APPROPRIATENESS PLACARD

for Raleigh Historic Resources

605 ELM STREET

Address

OAKWOOD

Historic District

Historic Property

101-14-MW

Certificate Number

7/15/2014

Date of Issue

1/15/2015

Expiration Date

### Project Description:

- Change exterior paint colors;
- install storm door;
- install exterior lights;
- install ceiling fan

*This card must be kept pasted in a location within public view until all phases of the described project are complete. The work must conform with the code of the City of Raleigh and laws of the state of North Carolina. When your project is complete, you are required to ask for a final zoning inspection in a historic district area. Telephone the RHDC office at 832-7238 and commission staff will coordinate the inspection with the Inspections Department. If you do not call for this final inspection, your Certificate of Appropriateness is null and void.*

Signature, \_\_\_\_\_

Raleigh Historic Development Commission

*Pending the resolution of appeals, commencement of work is at your own risk.*



# Planning & Development

Development Services  
 Customer Service Center  
 One Exchange Plaza  
 1 Exchange Plaza, Suite 400  
 Raleigh, North Carolina 27601  
 Phone 919-996-2495  
 eFax 919-996-1831

## Raleigh Historic Development Commission – Certificate of Appropriateness (COA) Application



- Minor Work (staff review) – 1 copy
- Major Work (COA Committee review) – 13 copies
  - Most Major Work Applications
  - Additions Greater than 25% of Building Square Footage
  - New Buildings
  - Demo of Contributing Historic Resource
- Post Approval Re-review of Conditions of Approval

For Office Use Only

Transaction # 102293

File # 101-14-MW

Fee \$ 29

Amt Paid \$29

Check # CC

Rec'd Date 7/10/14

Rec'd By DKW

• If completing by hand, please use BLACK INK. Do not use blue, red, any other color, or pencil as these do not photocopy.

Property Street Address 605 Elm St

Historic District Oakwood

Historic Property/Landmark name (if applicable)

Owner's Name New Start Development LLC

Lot size 6,094 sqft (width in feet) (depth in feet)

For applications that require review by the COA Committee (Major Work), provide addressed, stamped envelopes to owners of all properties within 100 feet (i.e. both sides, in front (across the street), and behind the property) not including the width of public streets or alleys:

Property Address	Property Address

I understand that all applications that require review by the commission's Certificate of Appropriateness Committee must be submitted by 4:00 p.m. on the application deadline; otherwise, consideration will be delayed until the following committee meeting. An incomplete application will not be accepted.



Type or print the following:

Applicant **Michelle Cella**

Mailing Address **5717 Corbon Crest Ln**

City **Raleigh** State **NC** Zip Code **27612**

Date **7/8/2014** Daytime Phone **704-224-6154**

Email Address **Michelle.Cella4485@gmail.com**

Signature of Applicant *Michelle Cella*

**Minor Work Approval (office use only)**

Upon being signed and dated below by the Planning Director or designee, this application becomes the Minor Work Certificate of Appropriateness. It is valid until **1.15.15**. Please post the enclosed placard form of the certificate as indicated at the bottom of the card. Issuance of a Minor Work Certificate shall not relieve the applicant, contractor, tenant, or property owner from obtaining any other permit required by City Code or any law. Minor work projects not approved by staff will be forwarded to the Certificate of Appropriateness Committee for review at the next scheduled meeting.

Signature *Fancy Kelly* Date **7.15.14**

**Project Categories (check all that apply):**

Exterior Alteration

Addition

New Construction

Demolition

Will you be applying for state or federal rehabilitation tax credits for this project?

Yes

No

**(Office Use Only)**

Type of Work **51,69, 48**

**57**

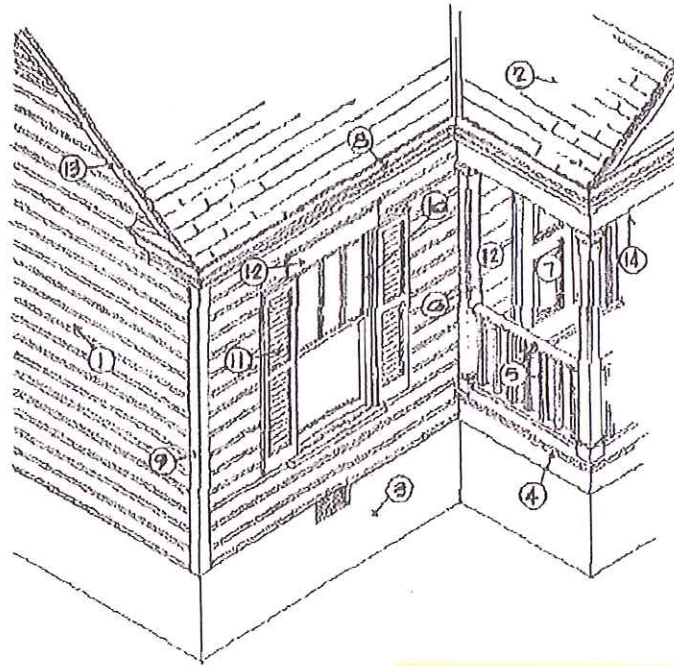
**Design Guidelines** Please cite the applicable sections of the design guidelines ([www.rhdc.org](http://www.rhdc.org)).

Section/Page	Topic	Brief Description of Work
	Exterior Paint Color	Changing color of previously approved paint color for the body of the house
	Adding front storm door	Adding storm door to the front door frame
	Exterior Front Lights	Adding 2 exterior front lights on either side of the door
	porch fan	adding porch fan on left of porch.

	TO BE COMPLETED BY APPLICANT		TO BE COMPLETED BY CITY STAFF		
	YES	N/A	YES	NO	N/A
<p>Attach 8-1/2 " x 11" sheets with written descriptions and drawings, photographs, and other graphic information necessary to completely describe the project. Use the checklist below to be sure your application is complete.</p> <p><b>Minor Work (staff review) – 1 copy</b></p> <p><b>Major Work (COA Committee review) – 13 copies</b></p>			✓		
1. <b>Written description.</b> Describe clearly and in detail the nature of your project. Include exact dimensions for materials to be used (e.g. width of siding, window trim, etc.)	<input checked="" type="checkbox"/>		✓		
2. <b>Description of materials</b> (Provide samples, if appropriate)	<input checked="" type="checkbox"/>		✓		
3. <b>Photographs</b> of existing conditions are required.	<input checked="" type="checkbox"/>		✓		
4. <b>Paint Schedule</b> (if applicable)	<input type="checkbox"/>	<input checked="" type="checkbox"/>	✓		
5. <b>Plot plan</b> (if applicable). A plot plan showing relationship of buildings, additions, sidewalks, drives, trees, property lines, etc., must be provided if your project includes any addition, demolition, fences/walls, or other landscape work. Show accurate measurements. You may also use a copy of the survey you received when you bought your property. Revise the copy as needed to show existing conditions and your proposed work.	<input type="checkbox"/>	<input checked="" type="checkbox"/>			✓
6. <b>Drawings showing proposed work</b> <ul style="list-style-type: none"> <li><input type="checkbox"/> Plan drawings</li> <li><input type="checkbox"/> Elevation drawings showing the new façade(s).</li> <li><input type="checkbox"/> Dimensions shown on drawings and/or graphic scale.</li> <li><input type="checkbox"/> 8-1/2" x 11" reductions of full-size drawings. If reduced size is so small as to be illegible, make 8-1/2" x 11" snap shots of individual drawings on the big sheet.</li> </ul>	<input type="checkbox"/>	<input checked="" type="checkbox"/>			✓
7. Stamped envelopes addressed to all property owners within 100 feet of property not counting the width of public streets and alleys. (Required for Major Work)	<input type="checkbox"/>	<input checked="" type="checkbox"/>			✓
8. <b>Fee</b> ( <a href="#">See Development Fee Schedule</a> )	<input checked="" type="checkbox"/>		✓		



Raleigh Historic Development Commission - Certificate of Appropriateness Paint Schedule



Applicant New Start Development

Address 605 Elm St

Paint Manufacturer (Please submit color chips with this schedule)

Color Schedule

\* Change to original application that was approved. From Sherwood Green to Stratton Blue


30 -

1	Body of House	<del>sherwood green HC</del>
2	Roofing	CertainTeed Landmark series weatherwood
3	Foundation	Westchester gray SW2849 Sherwin Williams
4	Porch Floor	<del>peppercorn gray</del> cumulus cloud 1550 Ben. Moore
5	Railing	mountain peak white 2148-70 Ben. Moore
6	Columns	mountain peak white 2148-70 Ben. Moore
7	Entrance Door	stained - minwax special walnut 224
8	Cornice	mountain peak white 2148-70 Ben Moore
9	Corner Boards	mountain peak white 2148-70 Ben Moore
10	Window Sash	mountain peak white 2148-70 Ben Moore
11	Shutter	n/a
12	Door & Window Trim	mountain peak white 2148-70 Ben Moore
13	Rake	mountain peak white 2148-70 Ben Moore
14	Porch Ceiling	<del>morning sky blue 2053-70 Ben Moore</del>

\* Change to original application that was approved. From Morning sky blue to April Showers.

**Change in the paint color for the body of house:**

- Change exterior paint color for the body of the house from previously approved Sherwood Green (HC-118) to Stratton Blue (HC-142). Both were Benjamin Moore Paint – Historic Colors.
- Stratton Blue:



- *See attached document for previously approved colors*

**Addition of 2 Exterior Porch Lights:**

- Addition of 2 porch lights beside the front door






**Addition of Storm Doors:**

- Adding metal or wood storm door to front and rear door.



Previously approved.



1/2



Previously approved.



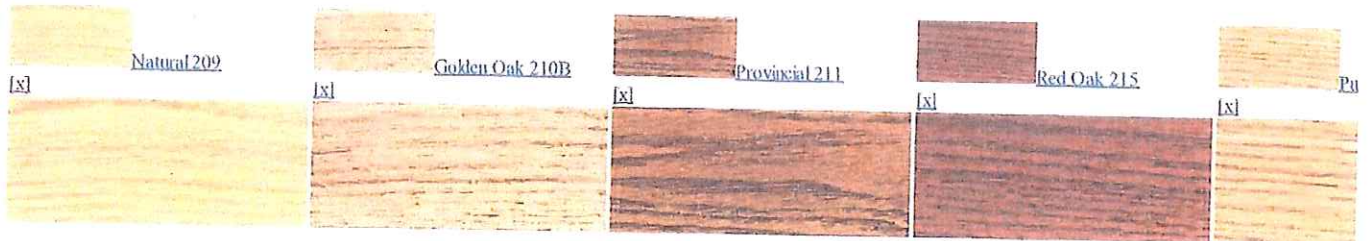
Follow us  
[Facebook](#)  
[Twitter](#)  
[YouTube Channel](#)  
[Newsletter Sign Up](#)  
[Share This Page](#)

- [Wood Finish™ Stain](#)
- [Gel Stain](#)
- [Water Based Wood Stain](#)
- [White Wash Pickling Stain](#)
- [PolyShades®](#)
- [Water Based WoodSheen®](#)
- [Express Color](#)

Click on a color chip for a larger view.

The colors shown are for reference purposes only. They have been reproduced using digital production techniques. Always test stain on a hidden area of the wood to verify desired color.

Minwax® Wood Finish™



Minwax® Wood Finish™  
Natural 209

[View Product Page](#)

Minwax® Wood Finish™  
Golden Oak 210B

[View Product Page](#)

Minwax® Wood Finish™  
Provincial 211

[View Product Page](#)

Minwax® Wood Finish™  
Red Oak 215

[View Product Page](#)

Minwax® Wood  
Puritan Pine 218

[View Product Page](#)



Minwax® Wood Finish™  
Ipswich Pine 221

[View Product Page](#)



Minwax® Wood Finish™  
Sedona Red 222

[View Product Page](#)



Minwax® Wood Finish™  
Colonial Maple 223

[View Product Page](#)



Minwax® Wood Finish™  
Special Walnut 224

[View Product Page](#)



Minwax® Wood  
Red Mahogany 225

[View Product Page](#)

Minwax® Wood Finish™  
Ipswich Pine 221

[View Product Page](#)

Minwax® Wood Finish™  
Sedona Red 222

[View Product Page](#)

Minwax® Wood Finish™  
Colonial Maple 223

[View Product Page](#)


Minwax® Wood Finish™  
Special Walnut 224

[View Product Page](#)

Minwax® Wood  
Red Mahogany 225

[View Product Page](#)

Front door \*



Minwax® Wood Finish™  
Early American 230

[View Product Page](#)




Minwax® Wood Finish™  
Gunstock 231

[View Product Page](#)



Minwax® Wood Finish™  
Red Chestnut 232

[View Product Page](#)



Minwax® Wood Finish™  
English Chestnut 233

[View Product Page](#)



Minwax® Wood  
Cherry 235

[View Product Page](#)

Minwax® Wood Finish™  
Early American 230

[View Product Page](#)

Minwax® Wood Finish™  
Gunstock 231

[View Product Page](#)

Minwax® Wood Finish™  
Red Chestnut 232

[View Product Page](#)

Minwax® Wood Finish™  
English Chestnut 233

[View Product Page](#)

Minwax® Wood  
Cherry 235

[View Product Page](#)







Lights outside  
of door.

Fan

"Benjamin Moore  
"April Showers"

Benjamin Moore

"Stratton Blue"



Your Store: N Little Rock, AR

Your Store: North Little Rock, AR



**ONLY AT LOWE'S**  
**Harbor Breeze Slinger 72-in Brushed Nickel Indoor Downrod Mount Ceiling Fan with Light Kit and Remote ENERGY STAR**

Item #: 198689 | Model #: LP8146LBN



**\$299.00**

*outdoor model*

In-use/lifestyle images - accessories not included

**FREE**  
**Store Pickup**  
 Your order will be ready for pickup from Lowe's Of N Little Rock, AR by 07/17/2014.

**Lowe's Truck Delivery**  
 Your order will be ready for delivery to you from Lowe's Of N Little Rock, AR by 07/17/2014.

**FREE**  
**Parcel Shipping**  
 Sent by carriers like UPS, FedEx, USPS, etc.

**Harbor Breeze Slinger 72-in Brushed Nickel Indoor Downrod Mount Ceiling Fan with Light Kit and Remote ENERGY STAR** **\$299.00**

[Pin It](#) [Tweet](#) 2 [G+](#) 17

**Description**

Slinger 72-in Brushed Nickel Indoor Downrod Mount Ceiling Fan with Light Kit and Remote ENERGY STAR

- Contemporary style 72-in diameter, Indoor only brushed nickel ceiling fan with integrated frosted glass light kit
- Remote control features include: 6 speed options, light control button and seasonal reverse option
- Nine cocoa finish blades
- Includes 32W CFL GU24 light bulb, 3/4-in diameter x 6-in long down rod and 54-in lead wire Includes 100W halogen E11 light bulb, 3/4" diameter x 4.5" long down rod and 54" lead wire
- Height from ceiling to the bottom of the fan is 21.13-in with a 14° blade pitch
- 6 speed energy efficient DC motor
- Down rod mount only; flat ceiling or sloped ceiling with 19° max slope
- Limited lifetime motor warranty, 2 year warranty on all other parts
- Energy star qualified

**Specifications**

Color/Finish Family	Nickel	Downrod Length (Inches)	6.0
Manufacturer Color/Finish	Brushed nickel	Motor Speeds	6
Fan Diameter (Inches)	72.0	Reverse Air Flow	Yes
Number of Blades	9.0	UL Safety Listing	Yes
Reversible Blades	No	CSA Safety Listing	No
Blade Finish	Cocoa	ETL Safety Listing	Yes
Application	Indoor	Collection Name	Slinger
Outdoor Usage Rating	N/A	Shade/Glass Type	Frosted
Light Kit	Included	Iris Technology	No
Number of Lights	1.0	Light Bulb Base Type	GU24 pin base
Maximum Bulb Wattage	32.0	Recommended Light Bulb Shape	Single
Remote Control Included	Yes	Style	Contemporary/Modern
ENERGY STAR Qualified	Yes	Lowe's Exclusive	Yes
High Speed Airflow (CFM)	8885.0	Number of Bulbs Required	1.0
High Speed Electricity Use (Watts)	30.0	Motor Type	DC
Airflow Efficiency (CFM/Watt)	296.0	Lighting Technology	Standard
Mounting Options	Downrod mount	Angle Mount Capable	Yes

© 2014 Lowe's. All rights reserved. Lowe's and the gable design are registered trademarks of LF, LLC



## Tully, Tania

---

**From:** Tully, Tania  
**Sent:** Monday, July 14, 2014 1:15 PM  
**To:** 'michelle.cella4485@gmail.com'  
**Cc:** Ekstrom, Vivian (Vivian.Ekstrom@raleighnc.gov)  
**Subject:** 605 Elm Street - COA Application

Dear Ms. Cella,

Thank you for submitting your Certificate of Appropriateness (COA) application for 605 Elm Street. To help us complete our review, please provide the following items and/or clarification:

- More detailed information on the dimensions and material for the new porch lights;
- More detailed information on the material/specs of the storm doors. The proposed full light door style is appropriate.

Best,

Tania

Tania Georgiou Tully, Preservation Planner  
Long Range Planning Division  
Raleigh Department of City Planning  
919.996.2674  
919.516.2684 (fax)  
[tania.tully@raleighnc.gov](mailto:tania.tully@raleighnc.gov)

COA process information is available [here](#).

**Re: 605 Elm Street - COA Application**

Michelle Cella [michelle.cella4485@gmail.com]

**Sent:** Tuesday, July 15, 2014 10:59 AM**To:** Tully, Tania**Cc:** Ekstrom, Vivian; Brian Kubis [brian.kubis@gmail.com]**Attachments:** Screen Shot 2014-07-15 at ~1.png (132 KB)

Hello Tania,

Thank you for following up about 605 Elm st.

More detailed information on the dimensions and material for the new porch lights

- I have attached the specs from the Lowes website.
- Dimensions: Height 9.25 inches, Width 8.25 inches, Depth 10.75 inches
- Materials: Steel, color family/finish: Black

More detailed information on the material/specs of the storm doors. The proposed full light door style is appropriate.

- Color: White
- Material: Aluminum
- Door Type: Full glass and interchangeable screen
- Tempered glass.
- Dimensions: Height 80.8 inches, Width: 37.62 inches, Depth, 1.63 inches

Please let me know if you need additional information on anything. The color is the most time sensitive item on our list so if there is any additional information needed, please let me know :)

Sincerely,  
Michelle Cella

On Mon, Jul 14, 2014 at 1:15 PM, Tully, Tania <[Tania.Tully@raleighnc.gov](mailto:Tania.Tully@raleighnc.gov)> wrote:

Dear Ms. Cella,

Thank you for submitting your Certificate of Appropriateness (COA) application for 605 Elm Street. To help us complete our review, please provide the following items and/or clarification:

- More detailed information on the dimensions and material for the new porch lights;
- More detailed information on the material/specs of the storm doors. The proposed full light door style is appropriate.

Best,

Tania

Type	Outdoor wall-mount light
Motion Activated	Yes
Manufacturer Color/Finish	Textured Black
Fixture Height (Inches)	9.2500
Fixture Width (Inches)	8.2500
Fixture Depth (Inches)	10.7500
Weather Resistant/Weatherproof	Weather resistant
Maximum Bulb Wattage	60.0
Bulbs Included	No
Number of Bulbs Required	1.0
UL Safety Listing	No
CSA Safety Listing	No
ETL Safety Listing	Yes

Hardware Included	Yes
Glass Color	Clear
Glass Style	Seeded
Power Source	Hardwired
Style	Coastal/Nautical
ENERGY STAR Qualified	No
Package Quantity	1.0
Material	Steel
Color/Finish Family	Black
Dark Sky	No
Collection Name	Chesapeake
Light Bulb Base Type	Medium base (E-26)
Recommended Light Bulb Shape	A15
Size Classification	Medium (6.1-in-9-in)





Single coat of  
Benjamin Moore  
"April Showers"  
#E 1507



Single coat of  
Benjamin Moore  
"Stratton Blue"  
HC-142