



CERTIFICATE OF APPROPRIATENESS PLACARD

for Raleigh Historic Resources

405 N EAST STREET

Address

OAKWOOD

Historic District

Historic Property

095-14-MW

Certificate Number

7/15/2014

Date of Issue

1/15/2015

Expiration Date

Project Description:

- Replace existing gutters and downspouts; add new gutters and downspouts; change front door color

OK to PERMIT

This card must be kept pasted in a location within public view until all phases of the described project are complete. The work must conform with the code of the City of Raleigh and laws of the state of North Carolina. When your project is complete, you are required to ask for a final zoning inspection in a historic district area. Telephone the RHDC office at 832-7238 and commission staff will coordinate the inspection with the Inspections Department. If you do not call for this final inspection, your Certificate of Appropriateness is null and void.

Signature

Raleigh Historic Development Commission

Pending the resolution of appeals, commencement of work is at your own risk.



Planning & Development

Development Services
Customer Service Center
One Exchange Plaza
1 Exchange Plaza, Suite 400
Raleigh, North Carolina 27601
Phone 919-996-2495
eFax 919-996-1831

Raleigh Historic Development Commission – Certificate of Appropriateness (COA) Application



- Minor Work (staff review) – 1 copy**
- Major Work (COA Committee review) – 13 copies**
- Most Major Work Applications
- Additions Greater than 25% of Building Square Footage
- New Buildings
- Demo of Contributing Historic Resource
- Post Approval Re-review of Conditions of Approval

For Office Use Only

Transaction # 401893

File # 095-14-MW

Fee \$29

Amt Paid \$29

Check # 376

Rec'd Date 7/10/14

Rec'd By AKW

App Complete 7/14/14

• If completing by hand, please use **BLACK INK**. Do not use blue, red, any other color, or pencil as these do not photocopy.

Property Street Address **405 N. East Street**

Historic District **Oakwood**

Historic Property/Landmark name (if applicable)

Owner's Name **Krista Nowakowski**

Lot size	(width in feet)	(depth in feet)
----------	-----------------	-----------------

For applications that require review by the COA Committee (Major Work), provide addressed, stamped envelopes to owners of all properties within 100 feet (i.e. both sides, in front (across the street), and behind the property) not including the width of public streets or alleys:

Property Address	Property Address

I understand that all applications that require review by the commission's Certificate of Appropriateness Committee must be submitted by 4:00 p.m. on the application deadline; otherwise, consideration will be delayed until the following committee meeting. An incomplete application will not be accepted.

Type or print the following:

Applicant **Krista Nowakowski**

Mailing Address **405 N. East Street**

City **Raleigh** State **NC** Zip Code **27604**

Date **6/30/2014** Daytime Phone **919-602-4296**

Email Address **ktnowako@gmail.com**

Signature of Applicant *Krista Nowakowski*

Minor Work Approval (office use only)

Upon being signed and dated below by the Planning Director or designee, this application becomes the Minor Work Certificate of Appropriateness. It is valid until 1.15.15. Please post the enclosed placard form of the certificate as indicated at the bottom of the card. Issuance of a Minor Work Certificate shall not relieve the applicant, contractor, tenant, or property owner from obtaining any other permit required by City Code or any law. Minor work projects not approved by staff will be forwarded to the Certificate of Appropriateness Committee for review at the next scheduled meeting.

Signature *[Signature]* Date 7.18.14

Project Categories (check all that apply):

Exterior Alteration

Addition

New Construction

Demolition

Will you be applying for state or federal rehabilitation tax credits for this project?

Yes

No

(Office Use Only)

Type of Work 40,51

Design Guidelines Please cite the applicable sections of the design guidelines (www.rhdc.org).

Section/Page	Topic	Brief Description of Work
3.5.8	Gutters	New gutters and downspouts needed
3.4.3	Paint color - door	Paint door
3.7.11	Storm door	Add storm doors
2.4.8	Fence	Add decorative fence
2.5.10	Driveway	Pave driveway with grass strip


Amended per 7/14/14 email. TGT

	TO BE COMPLETED BY APPLICANT		TO BE COMPLETED BY CITY STAFF		
	YES	N/A	YES	NO	N/A
Attach 8-1/2 " x 11" sheets with written descriptions and drawings, photographs, and other graphic information necessary to completely describe the project. Use the checklist below to be sure your application is complete. Minor Work (staff review) – 1 copy Major Work (COA Committee review) – 13 copies			✓		
1. Written description. Describe clearly and in detail the nature of your project. Include exact dimensions for materials to be used (e.g. width of siding, window trim, etc.)	<input checked="" type="checkbox"/>		✓		
2. Description of materials (Provide samples, if appropriate)	<input checked="" type="checkbox"/>		✓		
3. Photographs of existing conditions are required.	<input checked="" type="checkbox"/>		✓		
4. Paint Schedule (if applicable)	<input type="checkbox"/>	<input type="checkbox"/>	✓		
5. Plot plan (if applicable). A plot plan showing relationship of buildings, additions, sidewalks, drives, trees, property lines, etc., must be provided if your project includes any addition, demolition, fences/walls, or other landscape work. Show accurate measurements. You may also use a copy of the survey you received when you bought your property. Revise the copy as needed to show existing conditions and your proposed work.	<input type="checkbox"/>	<input type="checkbox"/>			✓
6. Drawings showing proposed work <input type="checkbox"/> Plan drawings <input type="checkbox"/> Elevation drawings showing the new façade(s). <input type="checkbox"/> Dimensions shown on drawings and/or graphic scale. <input type="checkbox"/> 8-1/2" x 11" reductions of full-size drawings. If reduced size is so small as to be illegible, make 8-1/2" x 11" snap shots of individual drawings on the big sheet.	<input checked="" type="checkbox"/>	<input type="checkbox"/>	✓		
7. Stamped envelopes addressed to all property owners within 100 feet of property not counting the width of public streets and alleys. (Required for Major Work)	<input type="checkbox"/>	<input type="checkbox"/>			✓
8. Fee (See Development Fee Schedule)	<input checked="" type="checkbox"/>		✓		

Krista Nowakowski - 405 N. East Street

3.5.8 My new porch was restored from foundation to floor, but now the gutters have been flooding the new porch. I have had my contractor make multiple attempts to repair the existing gutters, but it has not worked. After speaking with Tim Bradley, he stated the half rounds are too unstable on my type of roof-line, I need an additional downspout added to the left side of the house, and the gutters need to be large K-style to handle to amount of water that runs off my roof pitch. The gutters will be the same as 215 N. East Street, but the downspouts will be round like the ones that are currently on my house.

3.4.3 Change front door color



~~3.7.11 Add a wooden storm door with full glass view painted the same color as the front door~~


~~2.4.8 Add a decorative fence around the front yard garden – similar to 512 Jones~~

~~2.5.10 Pave driveway strips (it is loose stones currently) – similar to 541 Jones~~

Amended
per 7.14.14
email.
TGT


Fence not included. T&T

larger K-style gutters
add down spout



decorative fence

405 N. East St.



215 N. East St.

Re: COA for 405 N. East St

Krista Nowakowski [ktnowako@gmail.com]

Sent: Monday, July 14, 2014 3:06 PM

To: Tully, Tania

Tania,

I will go ahead and amend the application to only include gutters and downspouts - and the front door color. Is this verbal amendment enough or do I need to do any paperwork?

Also, where is the best place to obtain a plot plan?

Thanks!

Krista

-Krista

On Jul 14, 2014, at 12:41 PM, "Tully, Tania" <Tania.Tully@raleighnc.gov> wrote:

Hi Krista –

Thanks for the details on the gutters and downspouts; that is what I needed.

Unfortunately I cannot partially approve a Minor Work COA. If you choose, you can amend the application to only include the gutters and downspouts and you can submit a separate COA for the rest once you have all of the details.

Another thought is that you can proceed with work on removing the existing gutters and repairing any wood damage. This prep work is the same whether the gutters are changing size and style or not. As long as the changes are not made prior to issuance of the COA, you are not in violation.

Please let me know how you wish to proceed.

Tania

Tania Georgiou Tully, Preservation Planner
Long Range Planning Division
Raleigh Department of City Planning
919.996.2674
919.516.2684 (fax)
tania.tully@raleighnc.gov

COA process information is available [here](#).

From: Krista Nowakowski [<mailto:ktnowako@gmail.com>]

Fwd: COA for 405 N. East St

Krista Nowakowski [ktnowako@gmail.com]

Sent: Monday, July 14, 2014 5:45 PM**To:** Tully, Tania

Confirmation from Tim.

-Krista

Begin forwarded message:

From: Tim Bradley <bradleyroofsmw@nc.rr.com>**Date:** July 14, 2014 at 4:18:44 PM CDT**To:** Krista Nowakowski <ktnowako@gmail.com>**Subject: Re: COA for 405 N. East St**

Hey there,

6" K-style white aluminum with 4" round non-corrugated white downspouts.

Thanks,

Tim

On Jul 14, 2014, at 9:10 AM, Krista Nowakowski <ktnowako@gmail.com> wrote:

Hi Tim,

Are you able to answer Tania's first question?

Thanks!

-Krista

Begin forwarded message:

From: "Tully, Tania" <Tania.Tully@raleighnc.gov>**Date:** July 11, 2014 at 9:58:20 AM EDT**To:** "ktnowako@gmail.com" <ktnowako@gmail.com>**Cc:** "Ekstrom, Vivian" <Vivian.Ekstrom@raleighnc.gov>**Subject: COA for 405 N. East St**

Hi Krista -

Thank you for submitting your Certificate of Appropriateness (COA) application for 405 N. East Street. To help us complete our review, please provide the following items and/or clarification:

- Information on the dimensions and material for the new

Tully, Tania

From: Krista Nowakowski <ktnowako@gmail.com>
Sent: Monday, July 14, 2014 7:38 AM
To: Tully, Tania
Subject: Re: COA for 405 N. East St

Good morning Tania,

The gutters will be 6" and made out of aluminum. I have existing gutters on my house already, are you needing the length of my house?

Also, the other items are going to take me longer. Once I get the dimensions on the gutters, can we move forward with that item because all the rain water is starting to damage the new wood on my porch and my roof and Tim Bradley is ready to order?

Let me know your thoughts.

Thanks,
Krista

On Fri, Jul 11, 2014 at 9:58 AM, Tully, Tania <Tania.Tully@raleighnc.gov> wrote:

Hi Krista -

Thank you for submitting your Certificate of Appropriateness (COA) application for 405 N. East Street. To help us complete our review, please provide the following items and/or clarification:

- Information on the dimensions and material for the new gutters and downspout;
- Photo, drawing, or information sheet for the new wooden storm door;
- More detailed information on the height and material for the proposed fence:
 - There is no 512 Jones Street. Is the example at 504 E Jones?
 - In my judgment, the proposed fence design is not compatible with the character of the house. The proposed fence is Victorian in nature and your house is a bungalow. A more simple design would be more in keeping with the Design Guidelines.
- Plot plan (with accurate measurements) showing the location of new fence and drive;
- Dimensions for the proposed driving strips.

Tully, Tania

From: Tully, Tania
Sent: Friday, July 11, 2014 9:58 AM
To: 'ktnowako@gmail.com'
Cc: Ekstrom, Vivian (Vivian.Ekstrom@raleighnc.gov)
Subject: COA for 405 N. East St

Hi Krista -

Thank you for submitting your Certificate of Appropriateness (COA) application for 405 N. East Street. To help us complete our review, please provide the following items and/or clarification:

- Information on the dimensions and material for the new gutters and downspout;
- Photo, drawing, or information sheet for the new wooden storm door;
- More detailed information on the height and material for the proposed fence:
 - There is no 512 Jones Street. Is the example at 504 E Jones?
 - In my judgment, the proposed fence design is not compatible with the character of the house. The proposed fence is Victorian in nature and your house is a bungalow. A more simple design would be more in keeping with the Design Guidelines.
- Plot plan (with accurate measurements) showing the location of new fence and drive;
- Dimensions for the proposed driving strips.

Thanks,
Tania

Tania Georgiou Tully, Preservation Planner
Long Range Planning Division
Raleigh Department of City Planning
919.996.2674
919.516.2684 (fax)
tania.tully@raleighnc.gov

COA process information is available [here](#).