



CERTIFICATE OF APPROPRIATENESS PLACARD

for Raleigh Historic Resources

217 LINDEN AVENUE

Address

OAKWOOD

Historic District

Historic Property

091-14-MW

Certificate Number

7/8/2014

Date of Issue

1/8/2015

Expiration Date

Project Description:

- Install white painted wood handrails on concrete front steps.

OK to PERMIT

This card must be kept posted in a location within public view until all phases of the described project are complete. The work must conform with the code of the City of Raleigh and laws of the state of North Carolina. When your project is complete, you are required to ask for a final zoning inspection in a historic district area. Telephone the RHDC office at 832-7238 and commission staff will coordinate the inspection with the Inspections Department. If you do not call for this final inspection, your Certificate of Appropriateness is null and void.

Signature,

Raleigh Historic Development Commission



Planning & Development

Development Services
 Customer Service Center
 One Exchange Plaza
 1 Exchange Plaza, Suite 400
 Raleigh, North Carolina 27601
 Phone 919-996-2495
 eFax 919-996-1831

Raleigh Historic Development Commission – Certificate of Appropriateness (COA) Application



RALEIGH HISTORIC DEVELOPMENT COMMISSION

- Minor Work (staff review) – 1 copy
- Major Work (COA Committee review) – 13 copies
 - Most Major Work Applications
 - Additions Greater than 25% of Building Square Footage
 - New Buildings
 - Demo of Contributing Historic Resource
- Post Approval Re-review of Conditions of Approval

For Office Use Only

Transaction # 401257

File # 091-14-MW

Fee \$28

Amt Paid \$28

Check # 2551

Rec'd Date 7/1/14

Rec'd By J. Hume

App complete 7/7/14

• If completing by hand, please use **BLACK INK**. Do not use blue, red, any other color, or pencil as these do not photocopy.

Property Street Address 217 Linden Ave., Raleigh, NC 27601

Historic District Historic Oakwood

Historic Property/Landmark name (if applicable) Ida Stonebanks House, ca 1894

Owner's Name Debbi Knaus

Lot size _____ (width in feet) _____ (depth in feet)

For applications that require review by the COA Committee (Major Work), provide addressed, stamped envelopes to owners of all properties within 100 feet (i.e. both sides, in front (across the street), and behind the property) not including the width of public streets or alleys:

Property Address	Property Address

I understand that all applications that require review by the commission's Certificate of Appropriateness Committee must be submitted by 4:00 p.m. on the application deadline; otherwise, consideration will be delayed until the following committee meeting. An incomplete application will not be accepted.

Type or print the following:


Applicant **Debbi Knaus**

Mailing Address **217 Linden Ave**

City **Raleigh** State **NC** Zip Code **27601**

Date **5/1/14** Daytime Phone **919-412-3701**

Email Address **debbilh@yahoo.com**

Signature of Applicant 

Minor Work Approval (office use only)

Upon being signed and dated below by the Planning Director or designee, this application becomes the Minor Work Certificate of Appropriateness. It is valid until 1/8/15. Please post the enclosed placard form of the certificate as indicated at the bottom of the card. Issuance of a Minor Work Certificate shall not relieve the applicant, contractor, tenant, or property owner from obtaining any other permit required by City Code or any law. Minor work projects not approved by staff will be forwarded to the Certificate of Appropriateness Committee for review at the next scheduled meeting.

Signature  Date 7/8/14

Project Categories (check all that apply):

Exterior Alteration

Addition

New Construction

Demolition

Will you be applying for state or federal rehabilitation tax credits for this project?

Yes

No

(Office Use Only)

Type of Work _____

57

Design Guidelines Please cite the applicable sections of the design guidelines (www.rhdc.org).

Section/Page	Topic	Brief Description of Work
87	Alteration/Construction/Removal of other non-contributing Appurtenant Features and Accessory Site Features not specifically listed	Add wooden handrails to concrete portion of steps closest to sidewalk.
51	Painting when there is a change in color	Repaint house in new color palette

	TO BE COMPLETED BY APPLICANT		TO BE COMPLETED BY CITY STAFF		
	YES	N/A	YES	NO	N/A
<p>Attach 8-1/2" x 11" sheets with written descriptions and drawings, photographs, and other graphic information necessary to completely describe the project. Use the checklist below to be sure your application is complete.</p> <p>Minor Work (staff review) – 1 copy</p> <p>Major Work (COA Committee review) – 13 copies</p>					
1. Written description. Describe clearly and in detail the nature of your project. Include exact dimensions for materials to be used (e.g. width of siding, window trim, etc.)	<input type="checkbox"/>		✓		
2. Description of materials (Provide samples, if appropriate)	<input type="checkbox"/>		✓		
3. Photographs of existing conditions are required.	<input type="checkbox"/>			✓	
4. Paint Schedule (if applicable)	<input type="checkbox"/>	<input type="checkbox"/>			✓
5. Plot plan (if applicable). A plot plan showing relationship of buildings, additions, sidewalks, drives, trees, property lines, etc., must be provided if your project includes any addition, demolition, fences/walls, or other landscape work. Show accurate measurements. You may also use a copy of the survey you received when you bought your property. Revise the copy as needed to show existing conditions and your proposed work.	<input type="checkbox"/>	<input type="checkbox"/>			✓
6. Drawings showing proposed work <ul style="list-style-type: none"> <input type="checkbox"/> Plan drawings <input type="checkbox"/> Elevation drawings showing the new façade(s). <input type="checkbox"/> Dimensions shown on drawings and/or graphic scale. <input type="checkbox"/> 8-1/2" x 11" reductions of full-size drawings. If reduced size is so small as to be illegible, make 8-1/2" x 11" snap shots of individual drawings on the big sheet. 	<input type="checkbox"/>	<input type="checkbox"/>		✓	
7. Stamped envelopes addressed to all property owners within 100 feet of property not counting the width of public streets and alleys. (Required for Major Work)	<input type="checkbox"/>	<input type="checkbox"/>			✓
8. Fee (<u>See Development Fee Schedule</u>)	<input type="checkbox"/>		✓		

2 wood handrails for the concrete steps.

All materials will be wood, painted white.

Top and bottom handrail will be approximately 1.5 x 3.5

Posts approximately 5.5 by 5.5

Pickets approximately 1.5 x 1 11/16

For staff approval posts should
be ~~not~~ no larger than railing posts
on historic house.

TGT

212 Linden Ave
Raleigh, NC 27601 -- approximate address
Linden Ave

Street View - Apr 2012




Image capture: Apr 2012 Linden Ave © 2014 Google 1 km

217 Linden Ave

max post size (width) TGT



IMG_3902



IMG_3901

217 Linden Ave



IMG_3904




IMG_3903

217 Linden Ave




IMG_3905

217 Linden Ave



221 Linden Ave





221 Linden Ave

Tully, Tania

From: Tully, Tania
Sent: Wednesday, July 02, 2014 3:20 PM
To: 'debbilk@yahoo.com'
Cc: Ekstrom, Vivian (Vivian.Ekstrom@raleighnc.gov)
Subject: COA Application for 217 Linden Avenue

Hi Debbie –

Thank you for submitting the COA application for installation of a handrail at 217 Linden Avenue. In order for me to complete the review, please provide the following:

- Current photos of your house : one showing the whole front of the house and one close-up of the steps where the railing is to be added.
- Address of the example in the photos provided.

This may be provided via email.

Thanks!
Tania

Tania Georgiou Tully, Preservation Planner
Long Range Planning Division
Raleigh Department of City Planning
919.996.2674
919.516.2684 (fax)
tania.tully@raleighnc.gov

COA process information is available [here](#).

Tully, Tania

From: Debbi Knaus <debbilh@yahoo.com>
Sent: Sunday, July 06, 2014 2:34 PM
To: Tully, Tania
Subject: Re: COA Application for 217 Linden Avenue
Attachments: IMG_3905.jpg; IMG_3904.jpg; IMG_3903.jpg; IMG_3902.jpg; IMG_3901.jpg

Follow Up Flag: Follow up
Flag Status: Flagged

221 Linden Ave has the stairs I'm going to use as an example.

On Wednesday, July 2, 2014 3:21 PM, "Tully, Tania" <Tania.Tully@raleighnc.gov> wrote:

Hi Debbie –

Thank you for submitting the COA application for installation of a handrail at 217 Linden Avenue. In order for me to complete the review, please provide the following:

- Current photos of your house : one showing the whole front of the house and one close-up of the steps where the railing is to be added.
- Address of the example in the photos provided.

This may be provided via email.

Thanks!
Tania

Tania Georgiou Tully, Preservation Planner
Long Range Planning Division
Raleigh Department of City Planning
919.996.2674
919.516.2684 (fax)
tania.tully@raleighnc.gov

COA process information is available [here](#).

“E-mail correspondence to and from this address may be subject to the North Carolina Public Records Law and may be disclosed to third parties by an authorized City or Law Enforcement official.”