

RHDC
 RALEIGH HISTORIC
 DEVELOPMENT COMMISSION

CERTIFICATE OF APPROPRIATENESS PLACARD

for Raleigh Historic Resources

212 LINDEN AVENUE

Address

OAKWOOD

Historic District

Historic Property

188-13-MW

Certificate Number

12/12/2013

Date of Issue

6/12/2014

Expiration Date

Project Description:

- Change exterior paint colors;
- replace railing

This card must be kept posted in a location within public view until all phases of the described project are complete. The work must conform with the code of the City of Raleigh and laws of the state of North Carolina. When your project is complete, you are required to ask for a final zoning inspection in a historic district area. Telephone the RHDC office at 832-7238 and commission staff will coordinate the inspection with the Inspections Department. If you do not call for this final inspection, your Certificate of Appropriateness is null and void.

Signature, _____

Raleigh Historic Development Commission



Planning & Development

Development Services Customer Service Center

One Exchange Plaza, Suite 400
Raleigh, North Carolina 27601
Phone 919-996-2495
Fax 919-516-2685

Raleigh Historic Development Commission – Certificate of Appropriateness (COA) Application



RALEIGH HISTORIC DEVELOPMENT COMMISSION

- Minor Work (staff review) – 1 copy
- Major Work (COA Committee review) – 14 copies
 - Most Major Work Applications
 - Additions Greater than 25% of Building Square Footage
 - New Buildings
 - Demo of Contributing Historic Resource
- Post Approval Re-review of Conditions of Approval

For Office Use Only

Transaction # 382823
 File # 188-13-MH
 Fee \$28
 Amt Paid 28.00
 Check # Credit Card
 Rec'd Date 12-5-13
 Rec'd By McBride

• If completing by hand, please use BLACK INK. Do not use blue, red, any other color, or pencil as these do not photocopy

Property Street Address 212 Linden Avenue Raleigh NC 27601

Historic District Oakwood

Historic Property/Landmark name (if applicable)

Owner's Name Local Spiritual Assembly of the Bahais of Raleigh

Lot size (width in feet) (depth in feet)

For applications that require review by the COA Committee (Major Work), list all properties within 100 feet (i.e. both sides, in front (across the street), and behind the property):

Property Address	Property Address

I understand that all applications that require review by the commission's Certificate of Appropriateness Committee must be submitted by 4:00 p.m. on the application deadline; otherwise, consideration will be delayed until the following committee meeting. An incomplete application will not be accepted.

Type or print the following:


Applicant MITra Ahdieh

Mailing Address 5042 Isabella Cannon Drive

City Raleigh State NC Zip Code 27612

Date 12-5-13 Daytime Phone 919-608-0906

Email Address mitraahdieh@gmail.com

Signature of Applicant 

Minor Work Approval (office use only)

Upon being signed and dated below by the Planning Director or designee, this application becomes the Minor Work Certificate of Appropriateness. It is valid until 6/12/14. Please post the enclosed placard form of the certificate as indicated at the bottom of the card. Issuance of a Minor Work Certificate shall not relieve the applicant, contractor, tenant, or property owner from obtaining any other permit required by City Code or any law. Minor work projects not approved by staff will be forwarded to the Certificate of Appropriateness Committee for review at the next scheduled meeting.

Signature  Date 12/12/13

Project Categories (check all that apply):

Exterior Alteration

Addition

New Construction

Demolition

Will you be applying for state or federal rehabilitation tax credits for this project?

Yes

No

(Office Use Only)


Type of Work Sl, Col

Design Guidelines Please cite the applicable sections of the design guidelines (www.rhdc.org).

Section/Page	Topic	Brief Description of Work
		Change exterior paint colors
		add New Railing
		Repair Cement Stairs (no change)

	TO BE COMPLETED BY APPLICANT		TO BE COMPLETED BY CITY STAFF		
	YES	N/A	YES	NO	N/A
<p>Attach 8-1/2 " x 11" sheets with written descriptions and drawings, photographs, and other graphic information necessary to completely describe the project. Use the checklist below to be sure your application is complete.</p> <p>Minor Work (staff review) – 1 copy</p> <p>Major Work (COA Committee review) – 14 copies</p>					
1. Written description. Describe clearly and in detail the nature of your project. Include exact dimensions for materials to be used (e.g. width of siding, window trim, etc.).	<input type="checkbox"/>				
2. Description of materials (Provide samples, if appropriate).	<input type="checkbox"/>		✓		
3. Photographs of existing conditions	<input type="checkbox"/>		✓		
4. Paint Schedule (if applicable)	<input type="checkbox"/>	<input type="checkbox"/>			
5. Plot plan (if applicable). A plot plan showing relationship of buildings, additions, sidewalks, drives, trees, property lines, etc., must be provided if your project includes any addition, demolition, fences/walls, or other landscape work. Show accurate measurements. You may also use a copy of the survey you received when you bought your property. Revise the copy as needed to show existing conditions and your proposed work.	<input type="checkbox"/>	<input type="checkbox"/>			
6. Drawings showing proposed work <ul style="list-style-type: none"> <input type="checkbox"/> Plan drawings <input type="checkbox"/> Elevation drawings showing the new façade(s). <input type="checkbox"/> Dimensions shown on drawings and/or graphic scale. <input type="checkbox"/> 8-1/2" x 11" reductions of full-size drawings. If reduced size is so small as to be illegible, make 8-1/2" x 11" snap shots of individual drawings on the big sheet. 	<input type="checkbox"/>	<input type="checkbox"/>	✓		
7. Fee (See Development Fee Schedule)	<input type="checkbox"/>				







~~Window sash - blue
Window trim - white~~


Windows all white



trim of rake - blue
vent crossbars - blue

Window peak - blue
door peak blue

porch steps - cattail (Valspar solid color stain)



☞ railing design

930


Raleigh Wrought Iron.
2100 Garner Rd.
Raleigh, Nc 27610
919 - 301 - 8015

SW 6515
Leisure Blue
K



SOLID COLOR CONCRETE STAIN/SEALER

SELLADOR/TINTE PARA CONCRETO DE UN SOLO COLOR



Ember



River Rock



Mushroom



Red Sandstone



Gem Stone



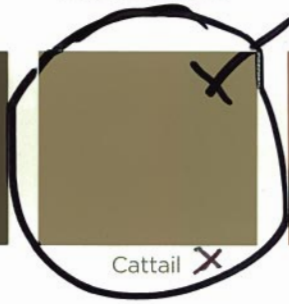
Mountain Lake




Driftwood



Vaquero Brown




Cattail X



Sedona



Midnight Blue



Onyx




Concrete Gray X
(Ready-mix color)
(Color listo para mezclar)




Garnet



Red Rocks



Moonstone



Willow



Marsh Grass



Shell X



Bonfire



Rainforest



Botanica



Sand Dune



Butternut



Copper Mine

Colors are best viewed in daylight and will vary depending on the porosity and texture of the concrete used and how the product is applied. Color samples are affected by age, light and heat, and may vary slightly in color from product applied. See product for complete application instructions. All colors are tinted at the paint desk.